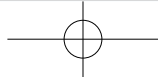




DEX408



Team
durango
SERIOUS ABOUT RACING





Contents

Congratulations	.3.
Introduction	.3.
Before you begin	.3.
Assembly	.4.
Safety Notes – IMPORTANT	.5.
Symbol Reference Key	.8.
Assembly Instructions	.10.
Setup Sheet	.33.
Exploded View	.36.
Parts List - Standard Parts	.38.
Parts List - Option Parts	.39.
Team Durango Ltd	.41.

Inhaltsverzeichnis

Herzlichen Glückwunsch	.3.
Einführung	.3.
Bevor Sie anfangen	.3.
Zusammenbau	.4.
Sicherheitswarnungen – WICHTIG	.5.
Symbol Schlüssel	.8.
Montage Anleitung	.10.
Setup Sheet	.33.
Explosionsansicht	.36.
Ersatzteilleiste	.38.
Tuningteilleiste	.39.
Team Durango Ltd	.51.

目次

Congratulations	.3.
イントロダクション	.3.
はじめに	.3.
組立て前に	.4.
安全のために –重要！	.5.
シンボルリファレンス	.8.
組立て	.10.
Setup Sheet	.33.
展開図	.36.
パーツリスト	.38.
オプションパーツリスト	.39.
Team Durango Ltd	.41.

目錄

欢迎您的加入	.3.
产品介绍	.3.
组装前说明	.3.
组装	.4.
安全须知-重要！	.5.
说明书符号说明	.8.
组装步骤	.10.
Setup Sheeet	.33.
爆炸图	.36.
一般件零件表	.38.
改装件零件表	.39.
Team Durango 联络信息	.41.

DEX408





Congratulations Herzlichen Glückwunsch 欢迎您的加入

Congratulations on purchasing your new DEX408 from Team Durango! You are clearly serious about racing - serious about winning!

Herzlichen Glückwunsch zum Kauf Ihres neuen DEX408 von Team Durango! Sie meinen es eindeutig ernst mit Racing – ernst mit dem Gewinnen!

Team Durango DEX408 バギーのご購入おめでとうございます！

恭喜您成为TEAM DURANGO DEX408的车主团队-对竞速与胜利有强烈执着的人们。

SERIOUS ABOUT RACING

Introduction Einführung イントロダクション 产品介绍

The DEX408 was designed in Germany, and tested by some of the world's best R/C racers.

Der in Deutschland konstruierte DEX408 wurde von einigen der weltbesten RC-Car Fahrern getestet.

DEX408はドイツでデザインされ、世界でもトップクラスのR/Cドライバーによりテストされました。

DEX408是经过德国顶级设计团队专门打造，且由全球顶尖车手多次测试验证的顶级赛车。

Before you begin Bevor Sie anfangen はじめに 组装前说明

This manual contains detailed step-by-step instructions to show you how to assemble and set-up your new DEX408 for optimum performance. We want you to get the most out of your new racing machine, so we suggest that you read this manual through, from cover to cover, before beginning assembly. All Team Durango products are manufactured to the highest possible standards, so should you find any parts difficult to assemble, please check that you are assembling them correctly.

If you don't follow these instructions exactly, you may damage parts of your DEX408.

If, for any reason, you decide that you do not want your DEX408, **you must not begin assembly.** Your DEX408 cannot be returned to your Team Durango dealer for a refund or exchange if it has been fully or partially assembled.

Diese Bauanleitung beinhaltet detaillierte Step by Step Anweisungen, die Ihnen zeigen, wie Sie Ihren neuen DEX408 zusammenbauen und einstellen müssen, um die optimale Leistung zu erreichen. Wir möchten, dass Sie das Maximum aus Ihrer neuen Renn-Maschine herausholen können und bitten Sie, diese Bauanleitung vorn bis hinten durchzulesen, bevor Sie mit dem Zusammenbau beginnen. Alle Team Durango Produkte

werden in den höchstmöglichen Standards produziert. Sollten Sie ein schwierig zu montierendes Bauteil finden, prüfen Sie bitte, ob es sich um das richtige Teil handelt und ob Sie es richtig montiert haben.

Wenn Sie Ihr Fahrzeug nicht nach der Bauanleitung zusammenbauen, könnten Sie Ihren DEX408 beschädigen.

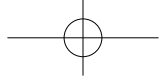
Wenn Sie aus bestimmten Gründen Ihren DEX408 nicht haben wollen, müssen Sie ihn nicht zusammenbauen. Ihr DEX408 kann nicht von Ihrem Team Durango Händler zurück genommen werden, wenn das Fahrzeug ganz, oder auch teilweise montiert wurde.

このマニュアルではDEX408の組立てに必要な説明をステップバイステップで行い、更に最高のパフォーマンスを引き出す組立方法を記載しています。本製品はこれまでのレーシングマシンとは一線を画す全く新しいマシンですので、組立前に本マニュアルを全ページ読まれる事をお勧めします。Team Durangoの全てのマシンは高い品質管理の元に製造されている為、万一組立の際にうまく組付けが出来ない場合には説明書通りの手順で組立てられているか確認してください。

本説明書通りに組付けを行わなかった場合、DEX408のパーツを破損する恐れがあります。

万一、何らかの理由でDEX408を返品される場合には組立を始めないでください。DEX408はその全部又は一部でも組立てられていると返金・交換には一切応じられませんのでご注意ください。

DEX408



本说明书有详细的组装与调校教学，您可依照说明书的教学，来完成最适合您操作的车体设定。我们希望您能够调校出属于您的绝佳设定，所以在开始组装前，请务必先详读说明书的组装与调校教学。所有的Team Durango都是以顶级的生产标准加工制成的，所以，当您发现在组装上有任何问题的时候，请您再核对您的说明书内容，确定您是以正确的组装方式来进行组装。

若是以说明书教学以外的方式来加工或组装，您的DEX408可能会因错误的组装方式而导致不必要的损伤。

若您因为某些需求而需要退还您的DEX408，则请勿有任何组装动作。所有的Team Durango的贩卖商均不对已组装使用的产品负起更换或退还责任。

Assembly Zusammenbau 組立て前に 组装

Contained in your DEX408 box are different parts bags. Each bag is marked with a letter. Within each bag are all the parts required to complete a build-stage of the kit. As noted in 'Before you begin' (above), you must ensure that you only open one bag at a time, following the correct sequence of assembly.

Before starting each build-stage, check that you have the right quantity and size of items for the build-stage. To assist you with the assembly of your DEX408, we have included full-size images of all the hardware parts laid out, so that you can place items on top of the images to check they are the correct size/length. Other items, such as those found on the mould tree, are also shown, but are not full-size.

Der Inhalt Ihres DEX408 Baukastens enthält verschiedene Teile-Beutel. Jeder Beutel ist mit einer Nummer markiert. In jedem Beutel sind genau die Teile, die sie für den Zusammenbau eines Bauabschnittes benötigen. Stellen Sie sicher, dass jeweils immer nur ein Beutel geöffnet ist, folgend der Baustufen.

Bevor Sie mit dem Zusammenbau beginnen, stellen Sie sicher, dass alle benötigten Teile im Beutel enthalten sind. Um Ihnen zu helfen, haben wir alle Teile in Originalgröße abgebildet. So können Sie Ihre Teile im Zweifel auf die Abbildung legen, um die Größe/Dimension zu prüfen. Andere Teile, wie Teile eines Plastik-Baums sind auch zu sehen, aber nicht in voller Größe.

DEX408のボックスにはそれぞれの組立てステップに応じたパーツバッグが入っております。それぞれのパーツバッグには番号がマークされています。各バッグにはそれぞれの組立ステージに応じたパーツが必要なだけパッケージされています。各組立ステージに必要なパーツバッグだけをステップに応じて開封してください。

各組立ステージを開始する前に使用するパーツが必要数入っているか確認してください。本説明書には各パーツの実物大画像を記載しています。正しいパーツ（サイズ）かどうか不安な場合にはこの画像に実際のパーツを重ね合わせる事で確認が可能ですので活用してください。

您的DEX408由不同的零件包将各项零件分开包装。每个零件包都有标示编号，每个零件包都是一个单一组成程序所转化的。如同「组装前说明」所提到，请确定您每次的组装程序都只开启需要的零件包，并遵照教学内容指示进行组装程序。

在组装之前，请先确认您的零件数量与规格都和说明书的指示一样。为了更有效地协助您完成DEX408的组装，我们会在说明书上印出与零件实际尺寸相同的示意图，以便您比对零件的规格尺寸是否正确。由于塑料零件的尺寸偏大且易于辨识，我们将只展示其相关示意图但不会以实际比例展出。

DEX408



Safety Notes – IMPORTANT

THIS KIT IS NOT A TOY.

This kit is not intended for use by anyone under the age of 14. For anyone under 14, adult supervision and assistance is recommended when building and operating the kit.

This kit is a high-performance radio controlled model racing product and could cause harm and personal injury. Team Durango Ltd accept no responsibility for any injuries caused by using or making this kit. This kit is designed for use on r/c car race tracks. It should not be used in general public areas. Team Durango Ltd accept no responsibility for any injuries caused by making or using this kit.

Please read this manual carefully to understand which ancillary items (tools, electrics, electronics etc) are used with this kit. Team Durango Ltd accept no responsibility for the operation of any such ancillary items.

It is entirely the owner's responsibility to ensure this product is in good working order before operation.

Many of the items in this kit are small enough to be accidentally swallowed and are, therefore, potential choking hazards, making them potentially fatal. Please ensure that when assembling the kit, you do so out of the reach of small/young children.

All liquids etc contained in the kit are not intended for human consumption. Should you swallow any of the fluids supplied with the kit (such as shock oil, differential grease etc), please consult a physician immediately. Some of these liquids etc are flammable. Never smoke, cause sparks or excessive heat near these items. Team Durango Ltd accept no responsibility for any injuries caused by any of the parts contained within or required to make the kit.

Never touch rotating parts of the car as this may cause injury.

Do not run your car in poor light or if it goes out of sight. Any impairment to your vision may result in damage to your car or, worse, injury to others or their property.

As a radio controlled device, your car is subject to radio interference from things beyond your control. Any such interference may cause a loss of control of your car, so please consider this possibility at all times.

Sicherheitswarnungen – WICHTIG

Dieses Fahrzeug ist kein Spielzeug

Dieser Baukasten ist nicht geeignet für Jugendliche unter 14 Jahren. Bei Jugendlichen unter 14 Jahren muss eine erwachsene Person für den Zusammenbau und den Betrieb des Modells anwesend sein.

Dieses Modell ist ein Hochleistung Wettbewerbsfahrzeug und könnte erheblichen Schaden und Verletzungen hervorrufen. Team Durango Ltd übernimmt keinerlei Haftung für eventuelle Schaden, die beim Zusammenbau, oder Betrieb des Modells hervorgerufen werden.

Dieses Modell ist für den Betrieb auf Rennstrecken ausgelegt. Es sollte nicht auf öffentlichen Bereichen betrieben werden. Team Durango Ltd übernimmt keine Verantwortung für den Zusammenbau, oder Betrieb dieses Modells.

Bitte lesen Sie die Bauanleitung genau durch, um sicherzustellen, welche weiteren Werkzeuge, oder Elektronik zum Zusammenbau und Betrieb des Modells notwendig sind. Team Durango übernimmt keine Verantwortung für den Gebrauch dieser zusätzlichen Gegenstände.

Für den einwandfreien Zusammenbau und Betrieb ist Modells ist alleinig der Besitzer verantwortlich.

Einige der Bauteile sind sehr klein und könnten eingeatmet werden, was Erstickungen hervorrufen könnte. Stellen Sie sicher, dass keine Kleinkinder in die Nähe des Arbeitsbereichs kommen können.

Alle Flüssigkeiten des Baukastens sind nicht zum Verzehr geeignet. Sollten Sie eine Flüssigkeit versehentlich verschlucken, begeben Sie sich sofort zum Arzt.

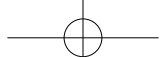
Einige Teile des Baukastens sind leicht entzündlich. Rauchen Sie niemals beim Zusammenbau und Betrieb dieses Modells. Funken könnten Teile des Modells entzünden. Team Durango Ltd übernimmt keine Verantwortung für Verletzungen, die während des Zusammenbaus, oder Betrieb des Modells durch diese Dinge hervorgerufen werden können.

Berühren Sie niemals rotierende Teile des Modells. Dies könnte ernsthafte Verletzungen hervorrufen.

Betreiben Sie niemals das Modell bei schlechten Licht, oder wenn es außer Sichtweite ist. Jede Störung Ihrer Sicht, kann Ihr Modell beschädigen, oder schlimmer noch, Personen, oder Eigentum beschädigen. Als ferngesteuertes Modell kann Ihr Modell Interferenzen ausgesetzt sein, die die Kontrolle des Modells stören können. Jegliche Interferenz kann Ihr Modell außer Kontrolle bringen. Bitte beachten Sie stets diesen Umstand.

DEX408

**Team
durango**



安全のために - 重要！

このキットは玩具ではありません

本製品の推奨年齢は14歳以上です。13歳以下のお子様は組立・ご使用になる場合には必ず保護者の監督・補助の元で作業を進めてください。

本製品は高性能な競技用のラジオコントロールカーです。使用方法を誤りますと怪我をする恐れがあります。Team Durango Ltdは本製品を組立中、使用中に発生したいかなる怪我に対して責任を負うものではありません。

本製品はサーキット走行向けにデザインされており公共の場所（公園・駐車場等）での走行には適しません。

組立前に本マニュアルをお読み頂き、どのような工具・パーツが必要か理解して下さい。Team Durango Ltdは組立時に使用した工具等によるいかなる怪我・損害に対して責任を負うものではありません。

走行前には必ず本製品のチェックを行い、安全を確認してから走行を開始してください。R/Cカーの走行は全てお客様の責任の元に行ってください。

本製品は多数の小さなパーツを含んでおり、誤飲しますと窒息の可能性があり大変危険です。組立の際には必ず小さなお子様の手の届かない場所で作業してください。

本製品に含まれる液体・その他は飲物ではありません。万が一これら（ショックオイル、デフグリス等）を誤飲した場合にはすぐに医師の診察を受けてください。一部の液体は可燃性です。火気・炎を近づけたり投げ入れたりしないでください。Team Durango Ltdはキットに含まれるパーツや液体等で負ったいかなる怪我・損害に対して責任を負うものではありません。

回転しているパーツには怪我をする恐れがありますので絶対に触れないでください。

R/Cカーが視界の外に行った場合や薄暗い明りの元での走行は危険ですのでおやめください。視界の悪い状態で走行を続けると走行中のR/Cカーを破損したり、他人に怪我を負わせたり、器物を破損する危険がありますのですぐに走行を中止してください。

R/Cカーの走行中は外部から発せられた電波等によりR/Cカーがコントロールを失う危険性が常にあります。R/Cカーの走行中は常に電波障害発生の危険性を考慮しながら走行してください。

安全須知 - 重要！

本产品非玩具类商品

本产品不适用于十四岁以下儿童，若您的年龄或者使用者是低于十岁以下的儿童，请确认在任何组装与操作时，有成年人陪同以防任何不慎造成遗憾。

本产品为高性能的遥控竞速模型，因于产品特性，若操作或使用不当时，可能引发对人体的伤害。Team Durango对于任何不当组装或操作上造成的意外不具任何责任。

本产品为专对遥控车模型赛道开发的竞赛车种。请勿在一般的开放地使用本产品。Team Durango对于任何不当使用上造成的意外不具任何责任。

请务必详读并了解说明书中关于各种相关辅助工具的使用方式。Team Durango对于任何辅助工具之不当使用所造成的意外不具任何责任。

本产品的实际性能表现，为用户事前调校与组装之责任。

由于部份零件尺寸较小，可能引起幼同吞食、咀嚼造成意外；请用户在组装或使用本产品时，确保幼童远离以防意外发生。

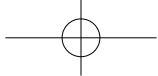
产品运作中，请勿触碰任何运作零件以防意外。

本产品所含之各种流质部品，均非人体所能吸收消化。若您不慎勿食流质部品，请务必立即向医疗单位寻求协助。部份流质产品俱有易燃性，请勿在流质部品旁吸烟，或是从事任何会引发热源上升或火花的行为。Team Durango对于任何不当使用流质产品所造成的伤害俱不负任何责任。

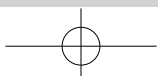

请勿在光线不足或是超出您视距外的情况下使用本产品。由于视线不良所造成的意外，都可能不慎引起您的车体或者其他物品上的损害。

由于电波干扰问题，您的车体可能会被任何非您所控制的电波讯号干扰。这些干扰电波可能会造成您的车体失控，请您在开使操作本产品前，确实考虑此一干扰因素。

DEX408



Notes











Symbol Reference Key Symbol Schlüssel シンボルリファレンス 说明书符号说明

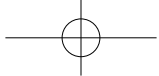
The symbols below are used are various stages throughout the build of your kit. Paying close attention to these symbols, and following them properly, will ensure your kit is built properly.

Die untenstehenden Symbole werden Sie in den verschiedenen Baustufen wiederfinden. Bitte achten Sie auf diese Symbole und folgen Sie den Anweisungen, um einen korrekten Zusammenbau Ihres Modells zu gewährleisten.

下記のシンボル（記号）はキット組立の各ステージで使用されています。キットを正しく組立てる為にこれらのシンボルに注意しながら組立を進めてください。


列表中的符号将会在组装教学中出现。请您特别注意/了解这些符号的意义与出现位置。正确地遵照符号的指示，将会协助您正确地完成组装成序。

Symbol	Description (English)	Deutsch	Japanese	Chinese
	Assembly path of one item into another	Zusammenbau-Linie von einem Teil zum anderen	組付けてください	组装线/请依指示组装于另一物件上
	Press/Insert one item into another	Einsetzen, oder einpressen eines Teils in ein anderes	はめ込む/押し込む	箭头组装线/请依指示穿入零件位置
	Length after assembly	Länge nach Zusammenbau	長さ	组装零件长度
	Gap between two items	Spalt zwischen zwei Teilen	間隔	零件组装距离
	Follow arrow for direction of assembly	Folgen Sie dem Richtungspfeil beim Zusammenbau	組立ての方向に注意して下さい	请依照指式方向组装
	Follow steps in this order	Reihenfolge beachten	順序に従ってください	请依标示顺序
	This is CORRECT / This is INCORRECT	richtig / falsch	正しい / 誤り	正确程序/错误方式
	Gear grease	Getriebefett	ギアグリス	润滑油
	Differential Grease	Differentialöl	デファレンシャルグリス	差速油
	Thread Lock	Schraubensicherungsmittel	ネジロック剤	螺丝缺氧胶
	Pay special attention	Besondere Bedeutung	特に注意してください	请小心处理
	Remove with a file	Mit Feile entfernen	やすりで取り除いてください	请用刮刀修整表面
	Not Included in this kit	Nicht im Baukasten enthalten	このキットには含まれておりません	本产品不包含此项零件
	Use double-sided tape to secure	Mit doppelseitigem Kleband befestigen	両面テープで固定してください	请用双面胶固定



Required items (not included in kit)

Shock Oil



Thread Lock




Grease




Double-sided Tape



Glowplug Wrench




Cross Wrench



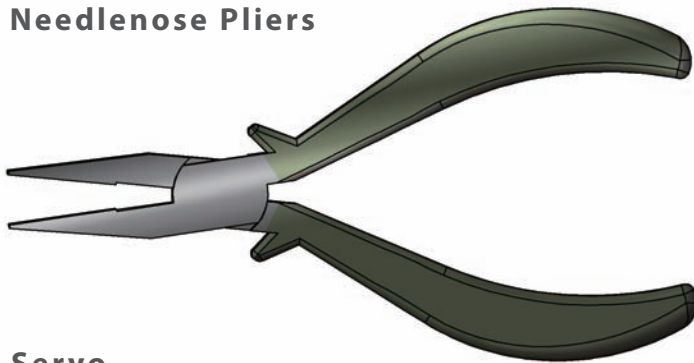
M3mm M4mm

Hex Driver



- 1.3mm / 0.05inch
- 1.5mm • 2mm • 2.5mm


Needlenose Pliers



AA Battery



Receiver




Servo



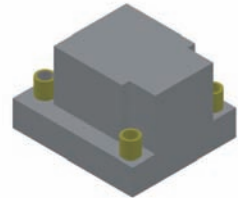
Transmitter



Li-PO/Change to Large



Speed Contrller



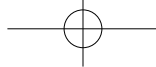
Pinion Gear



Motor



DEX408



1



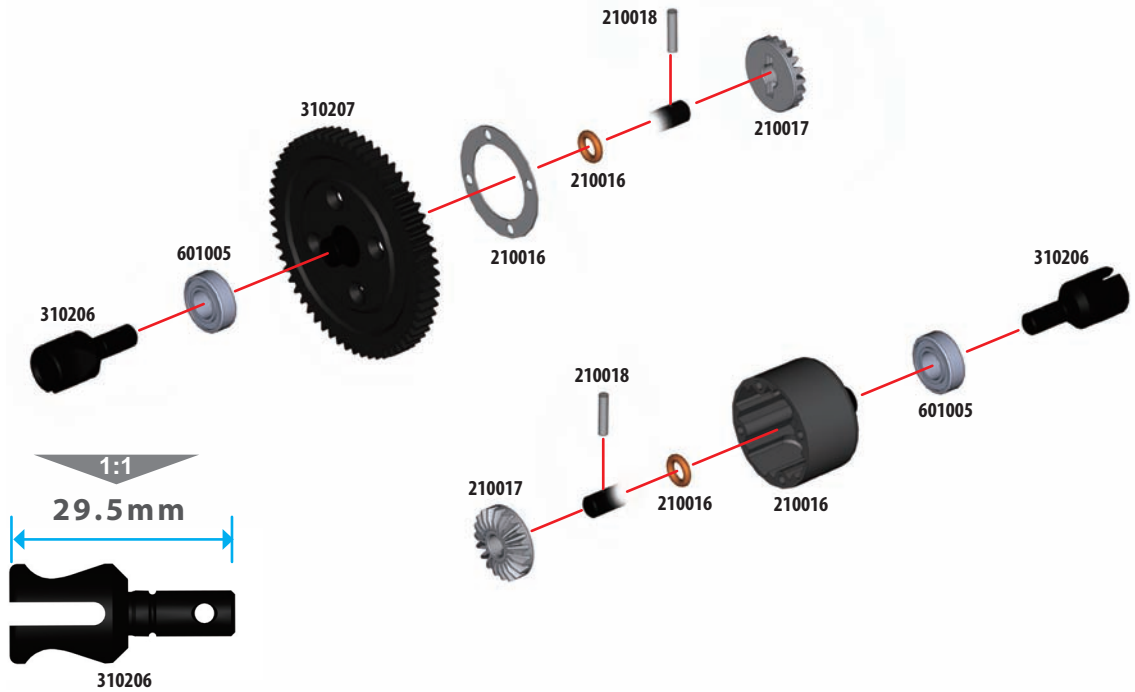
PIN 2.5x11.8
210018 x2



DIFF BEVELGEAR 20T
210017 x2



BB 8x14x4
601005 x2



2

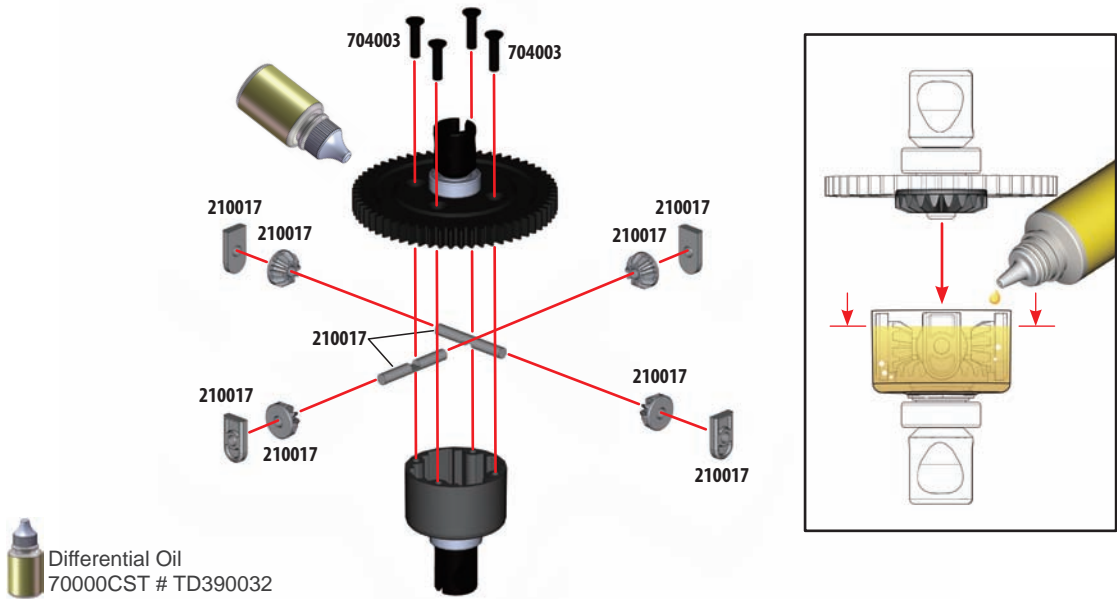
DIFF PINION SHAFT
210017 x2



DIFF PINION GEAR 10T
210017 x4



CS M3x12
704003 x4



3

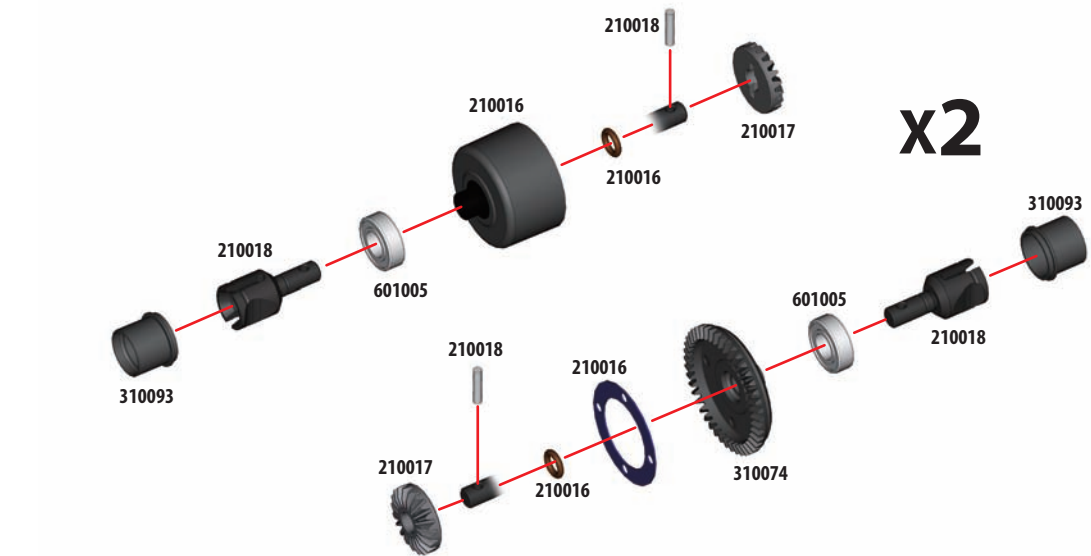
PIN 2.5x11.8
210018 x4



DIFF BEVELGEAR 20T
210017 x4



BB 8x16x5
601005 x4



4



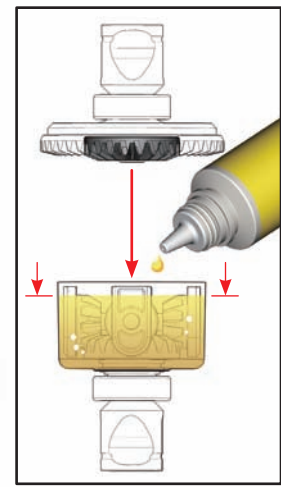
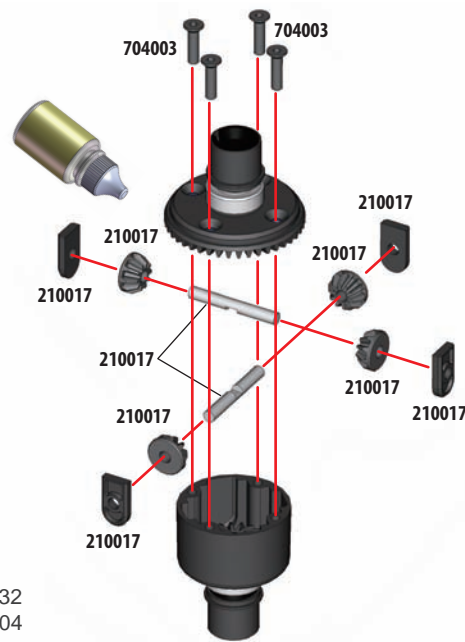
DIFF PINION SHAFT
210017 x4



DIFF PINION GEAR 10T
210017 x8



CM M3x12
704003 x8



x2

Differential Oil
Front 70000CST # TD390032
Rear 20000CST # TD390004

5



MID DRIVESHAFT BUSHING
210022 x2



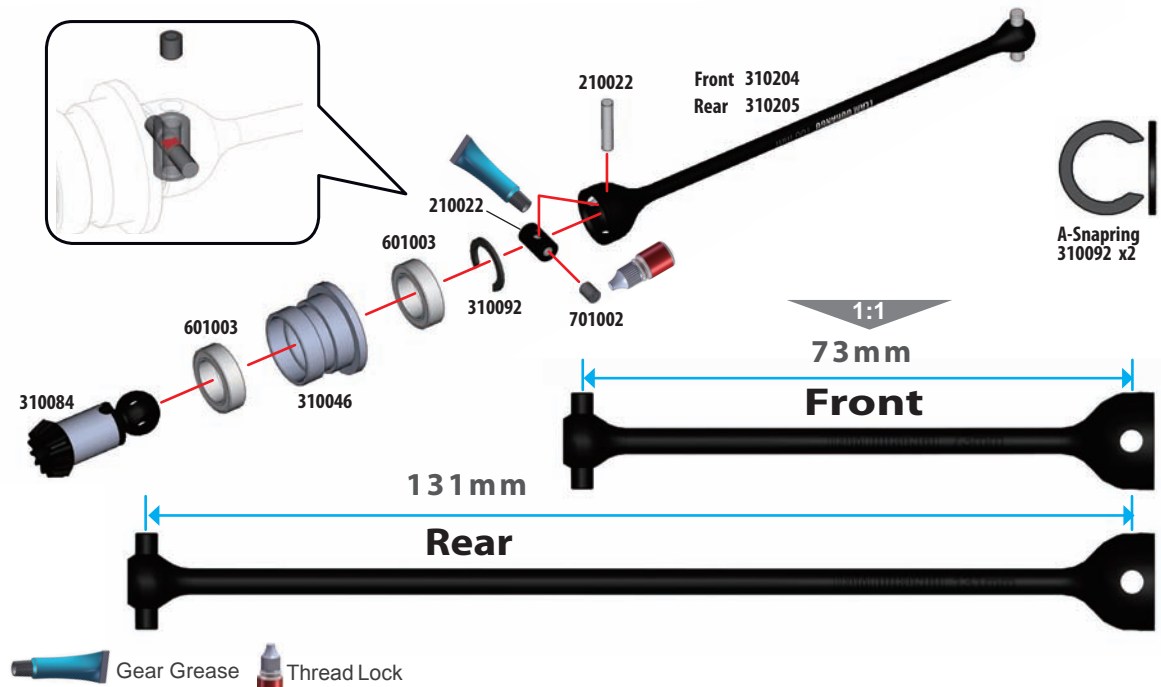
PIN 2.5x13
210022 x2



SETSCREW M3x4
701002 x2



BB 10x15x4
601003 x4

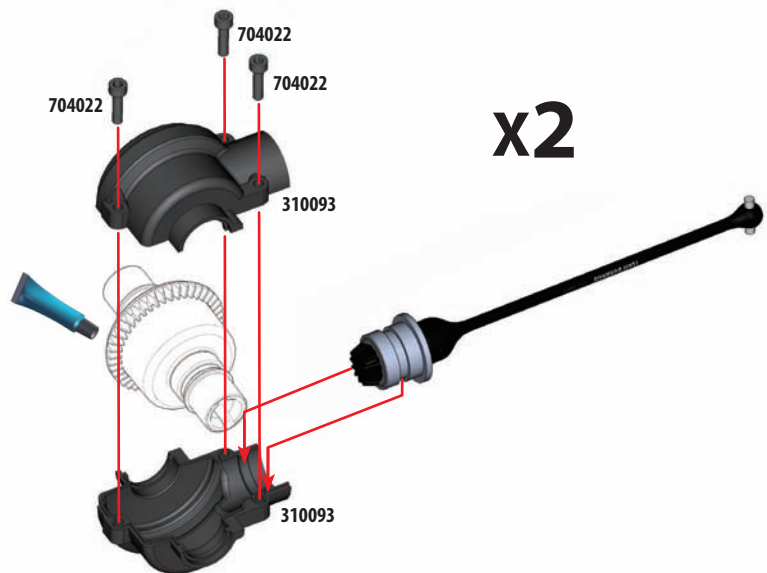


Gear Grease Thread Lock

6

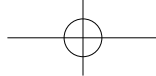


SH M3x12
704022 x6



x2

Gear Grease



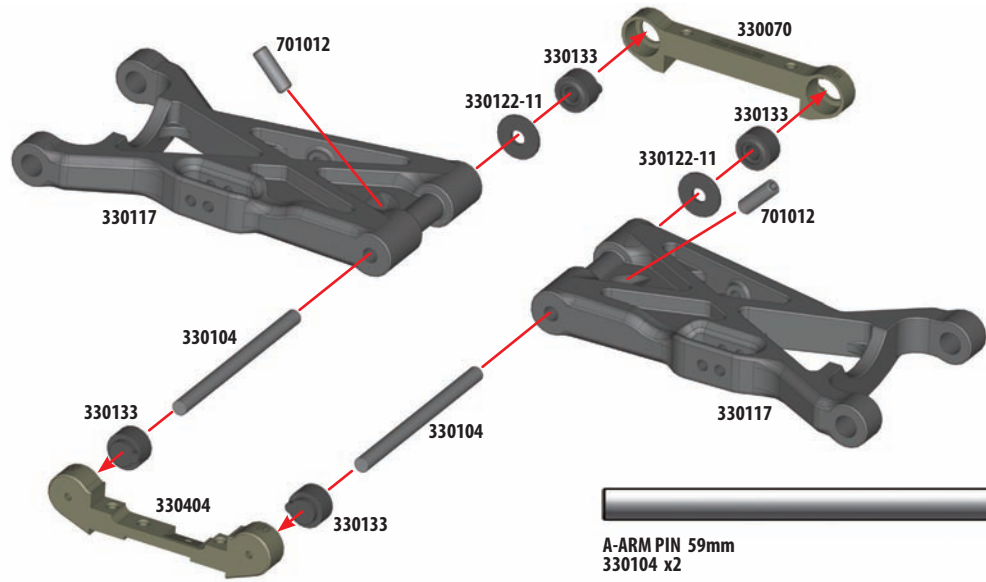
7



330122-11 (1.3mm) x2



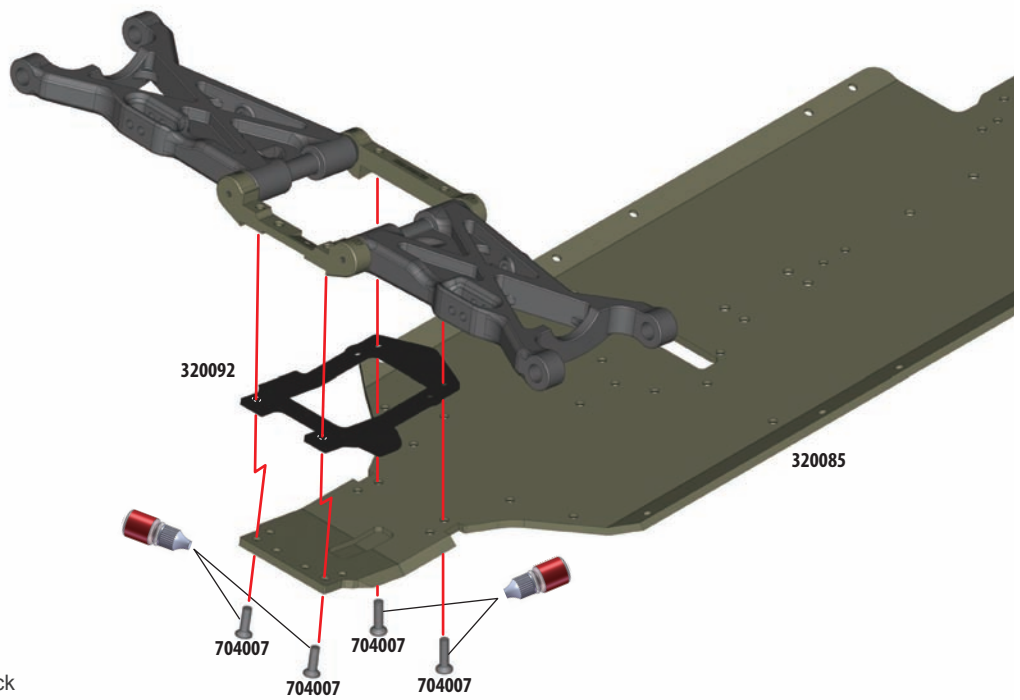
SETSCREW M4x12
701012 x2



8



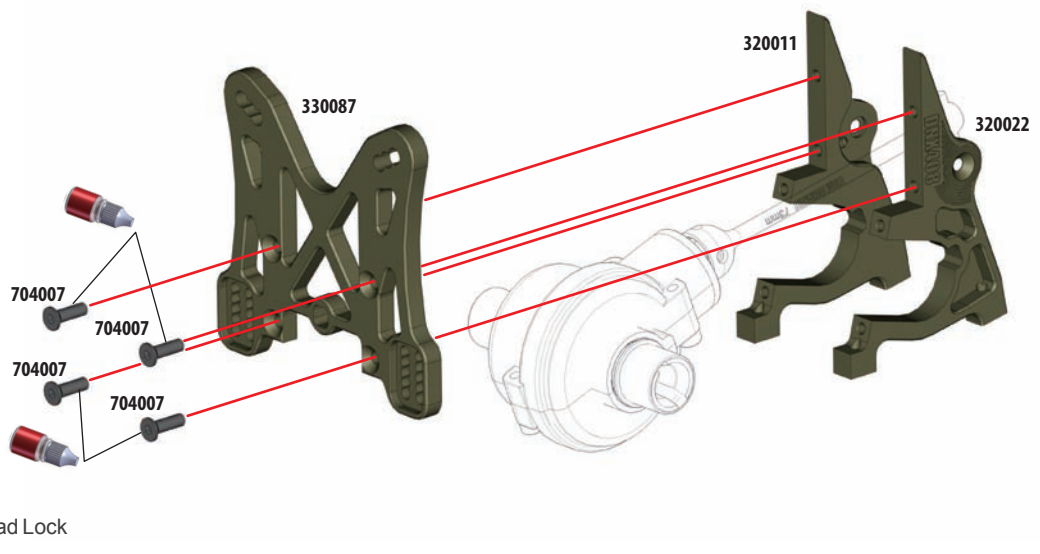
CS M3x10
704007 x4



9

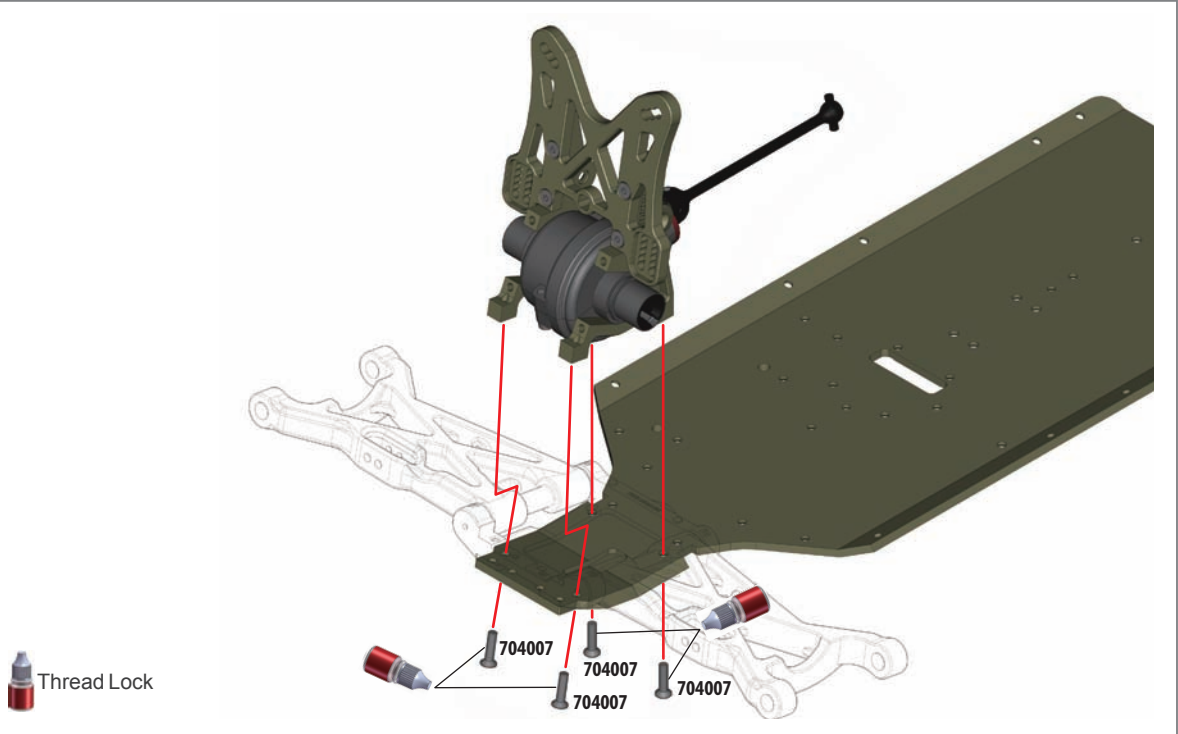


CS M3x10
704007 x4



10

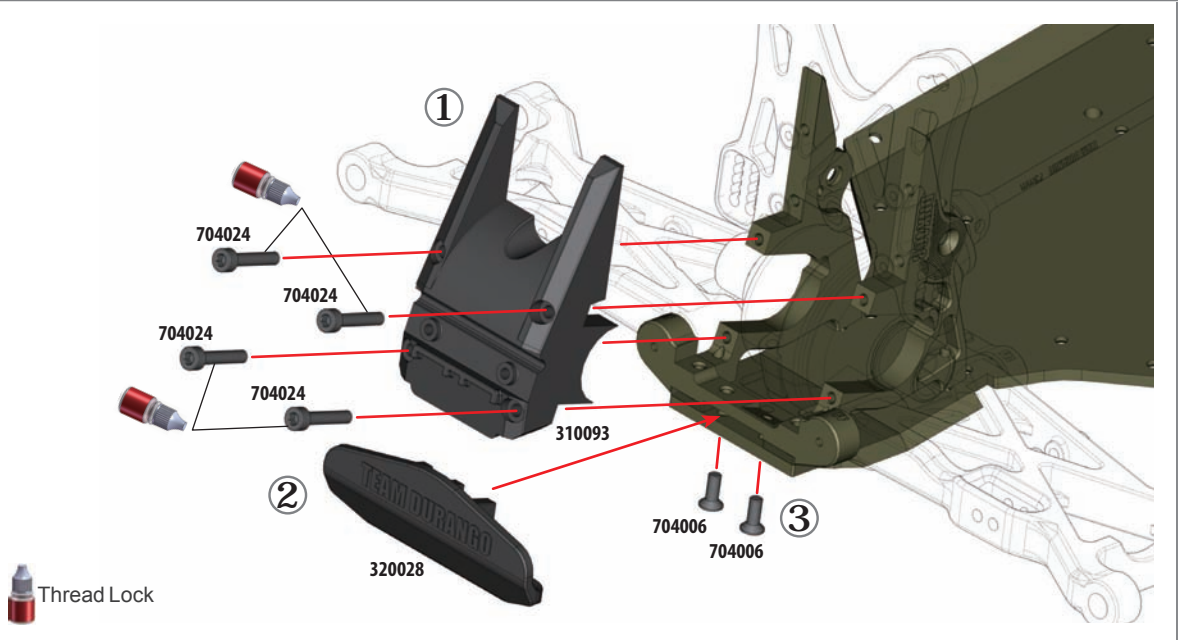
CS M3x10
704007 x4



11

CS M3x8
704006 x2

SH M3x16
704024 x4



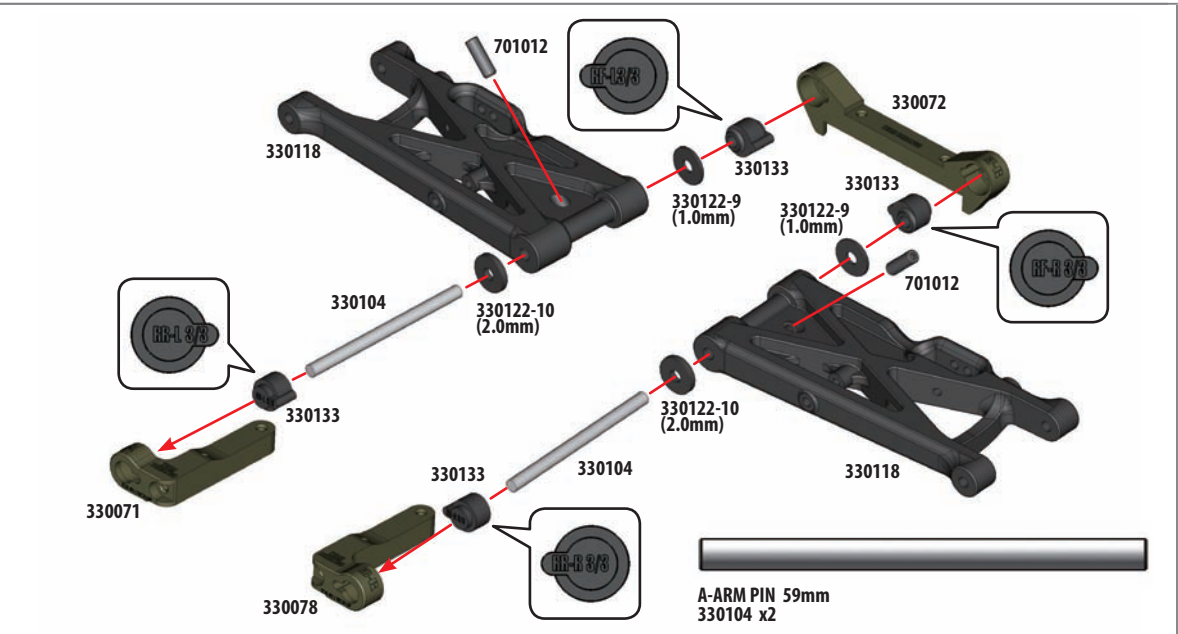
12

BAG
D
1:1

330122-10 (2.0mm) x2

330122-9 (1.0mm) x2

SETScrew M3x12
701012 x2



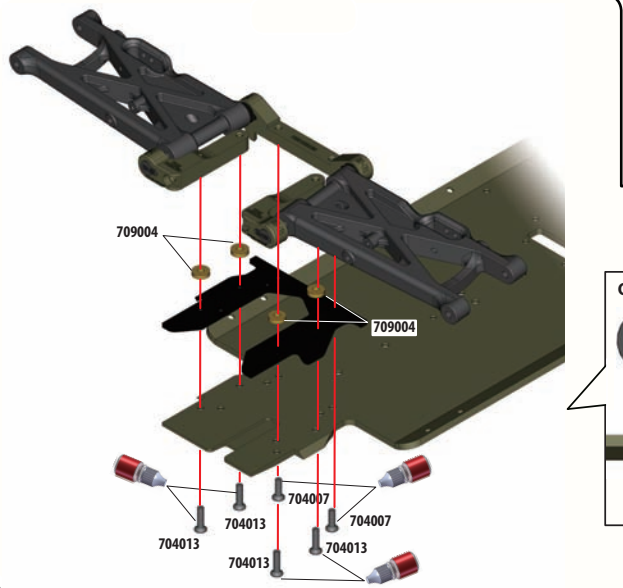
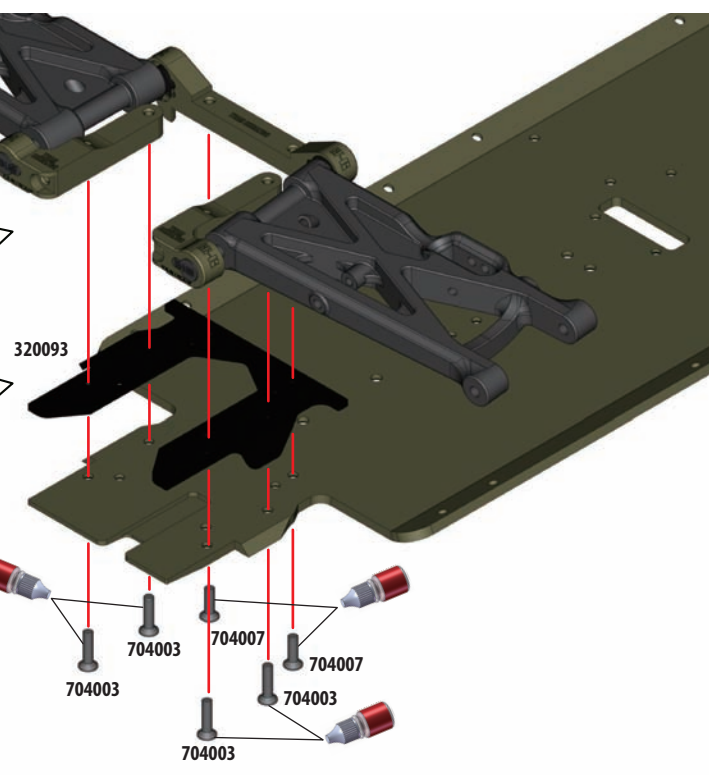


DEX408



13



Standard Build



Optional Build


Optional +2mm Roll Centre



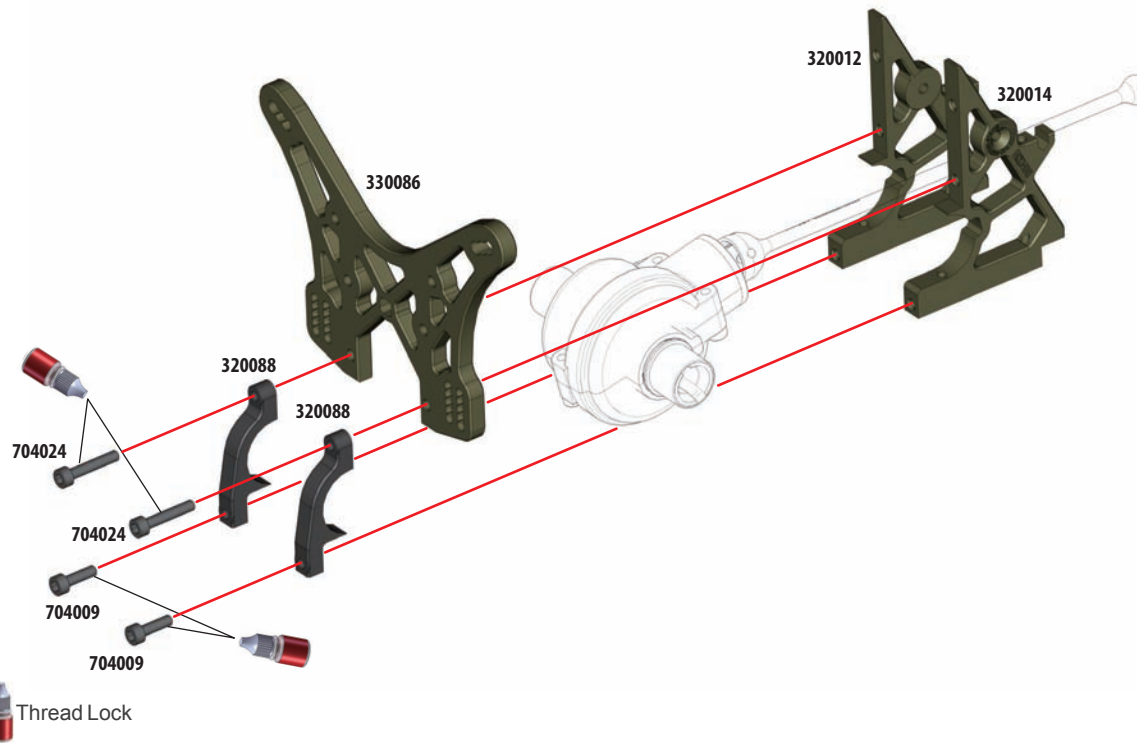
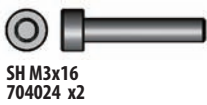
Flip RF inserts
Add Washers



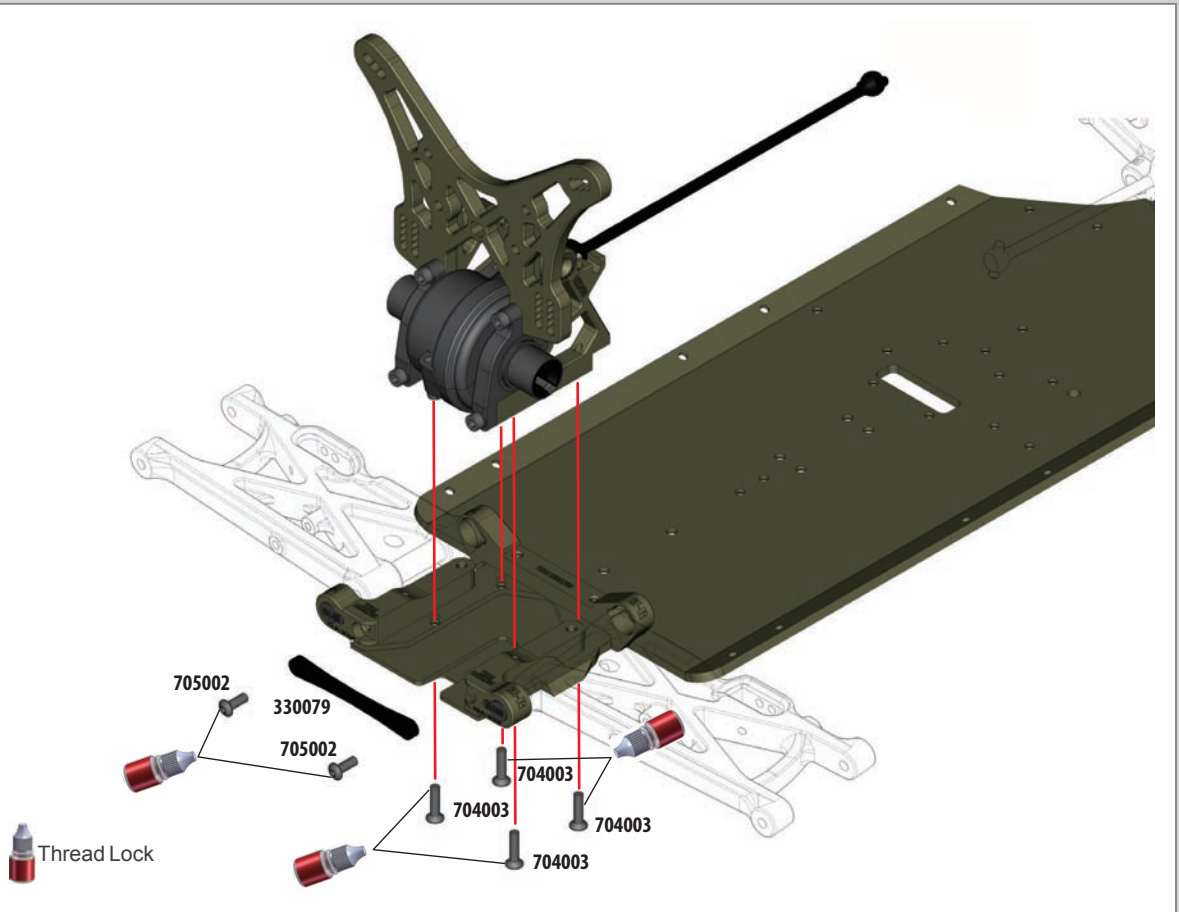
3/2 Inserts give 3° toe-in and 2° kick up
2 degree kick up and +2mm Roll centre



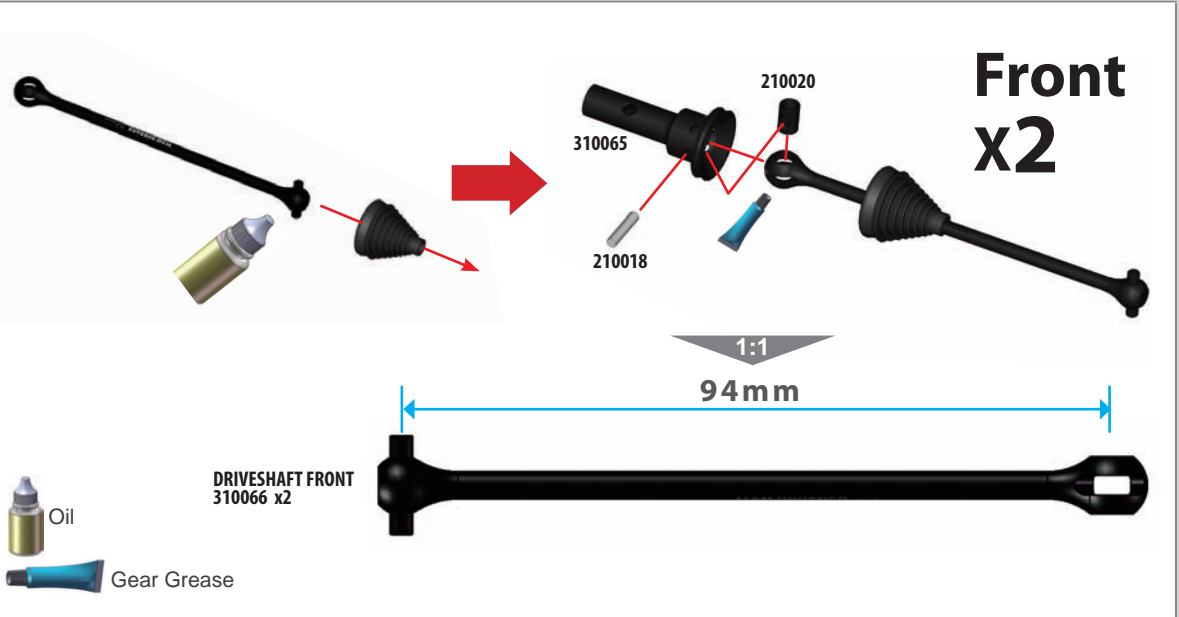
14



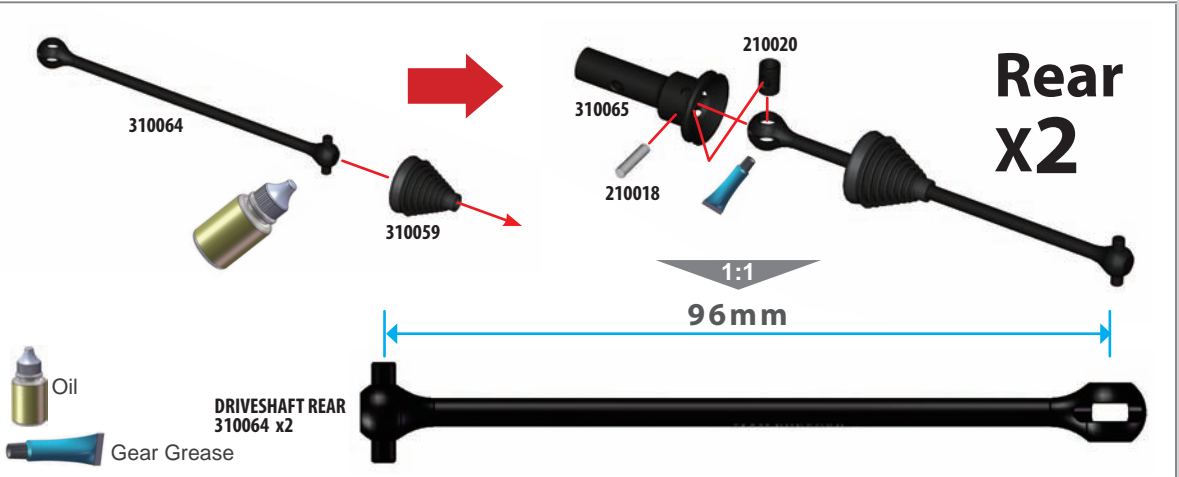
15



16



17



18



PIN 4x18
330106 x4



PIN 3x16.9
310087 x2



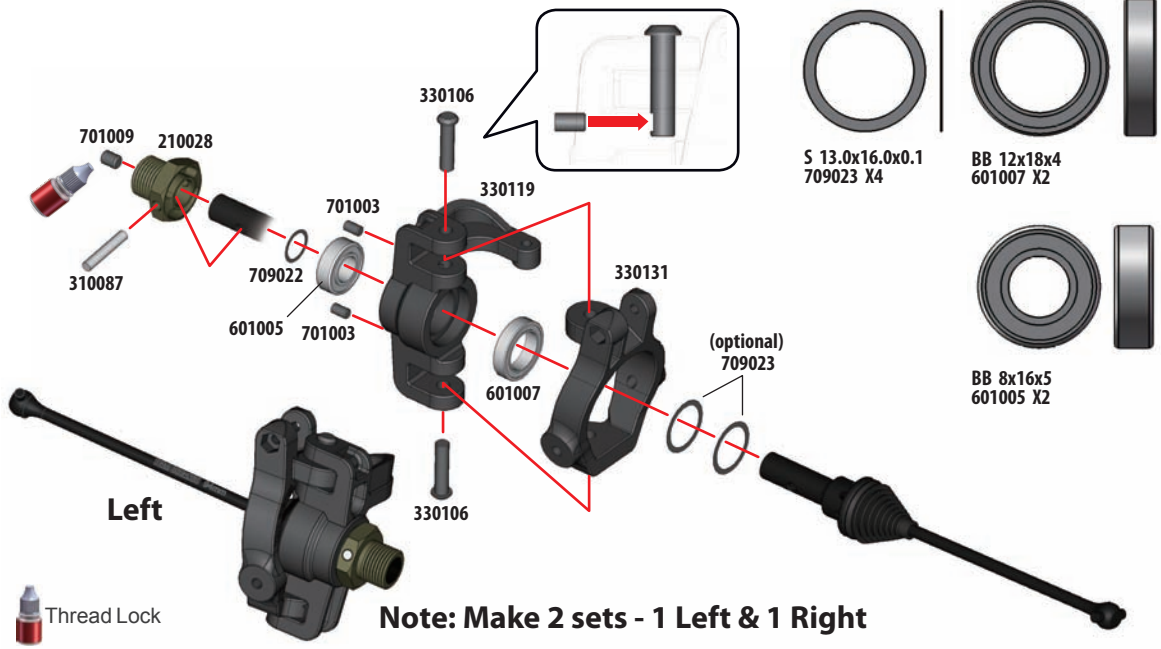
SETSCREW M3x5
701003 x4



SETSCREW M4x5
701009 x2



S 8x10x0.1
709022 x2



19



PIN 3x16.9
310087 x2




SETSCREW M4x5
701009 x2



S 8x10x0.1
709022 x2



S 13x16x0.1
709023 x4



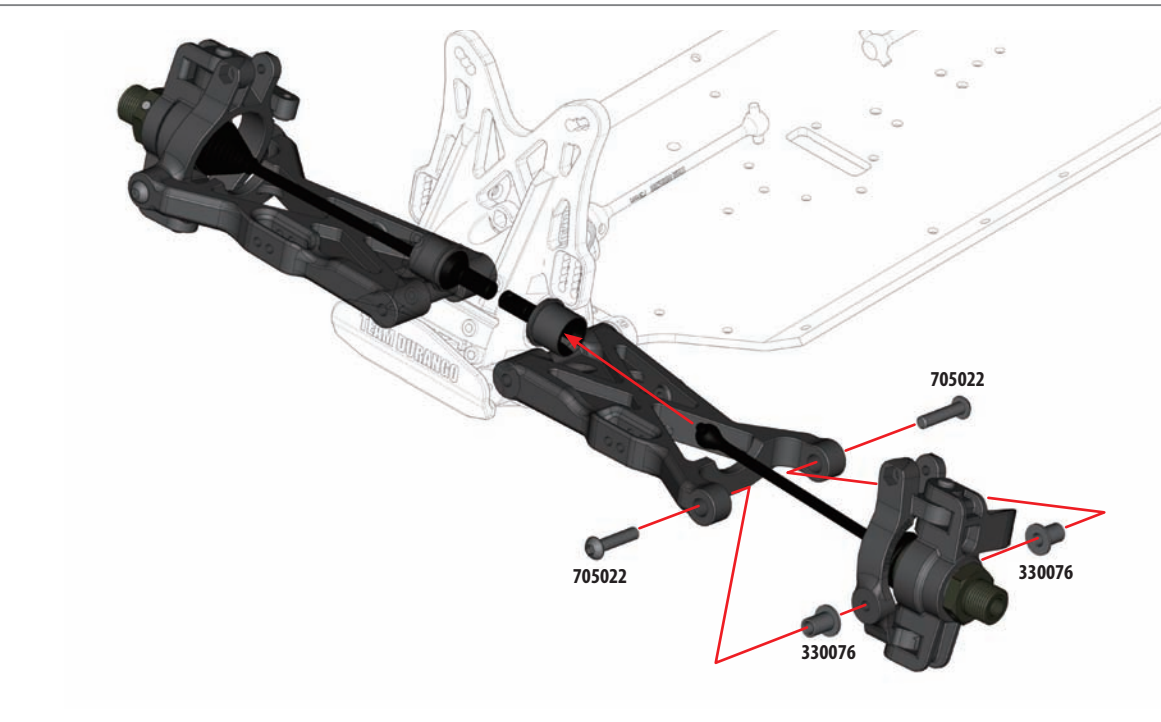
20



A-ARM BUSHING
330076 x4



BH M4x18
705022 x4



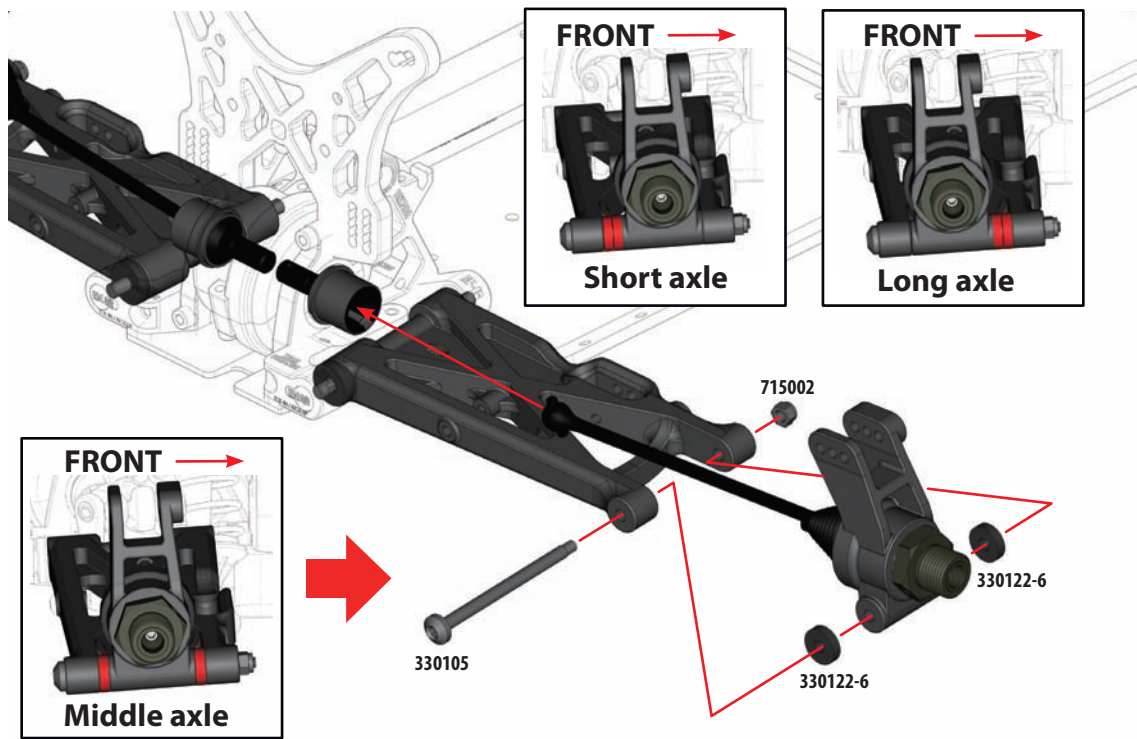
21



A-ARM PIN REAR SHORT
330105 x2



NUT M3 high
715002 x2



22



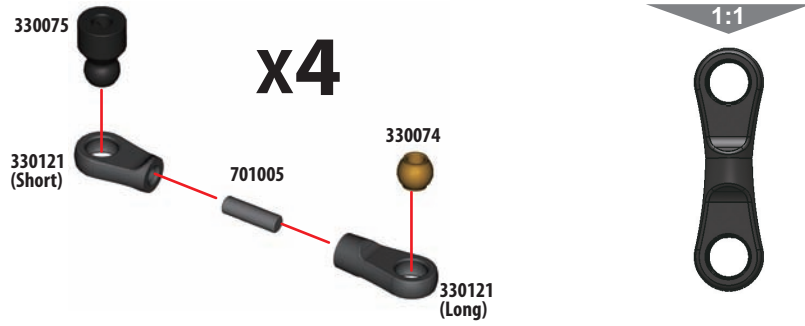
ANTI ROLLBAR BALL
330074 x4



ANTI ROLLBAR PIVOT BALL
330075 x4



SETScrew M3x10
701005 x4



23



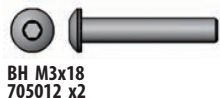
SETScrew M3x4
701002 x2




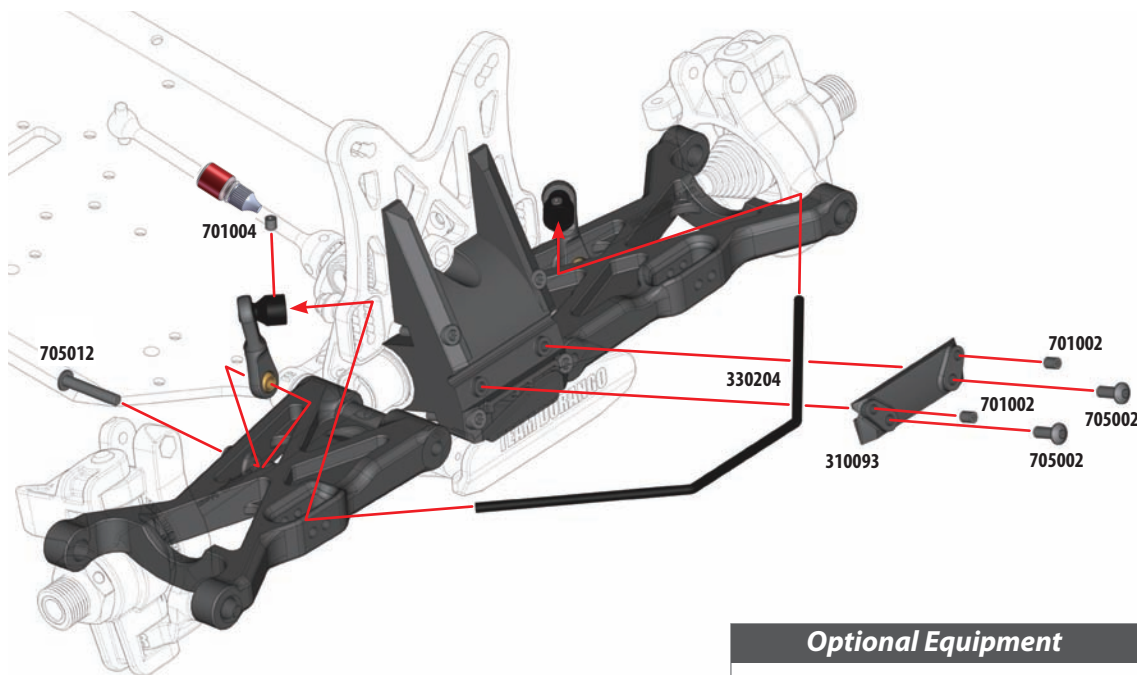
SETScrew M3x3
701004 x2



BH M3x8
705002 x2



BH M3x18
705012 x2



Thread Lock

Optional Equipment	
○	TD330094 ANTIROLLBAR FRONT 2.5MM
○	TD330095 ANTIROLLBAR FRONT 2.8MM

24

SETSCREW M3x4
701002 X2

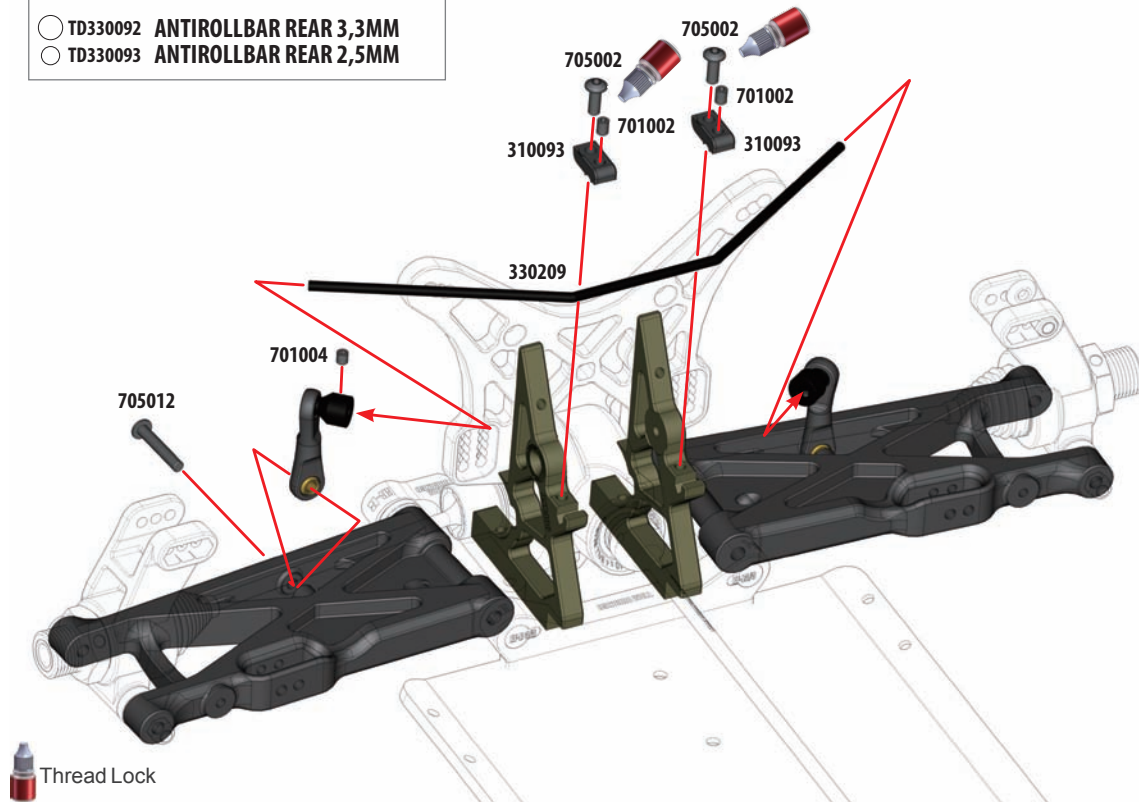
SETSCREW M3x3
701004 X2

BH M3x8
705002 X2

BH M3x18
705012 X2

Optional Equipment

- TD330092 ANTIROLLBAR REAR 3,3MM
- TD330093 ANTIROLLBAR REAR 2,5MM



25

BAG

G

1:1

STEERING PLATE SCREW M3x10.5
270004 x2

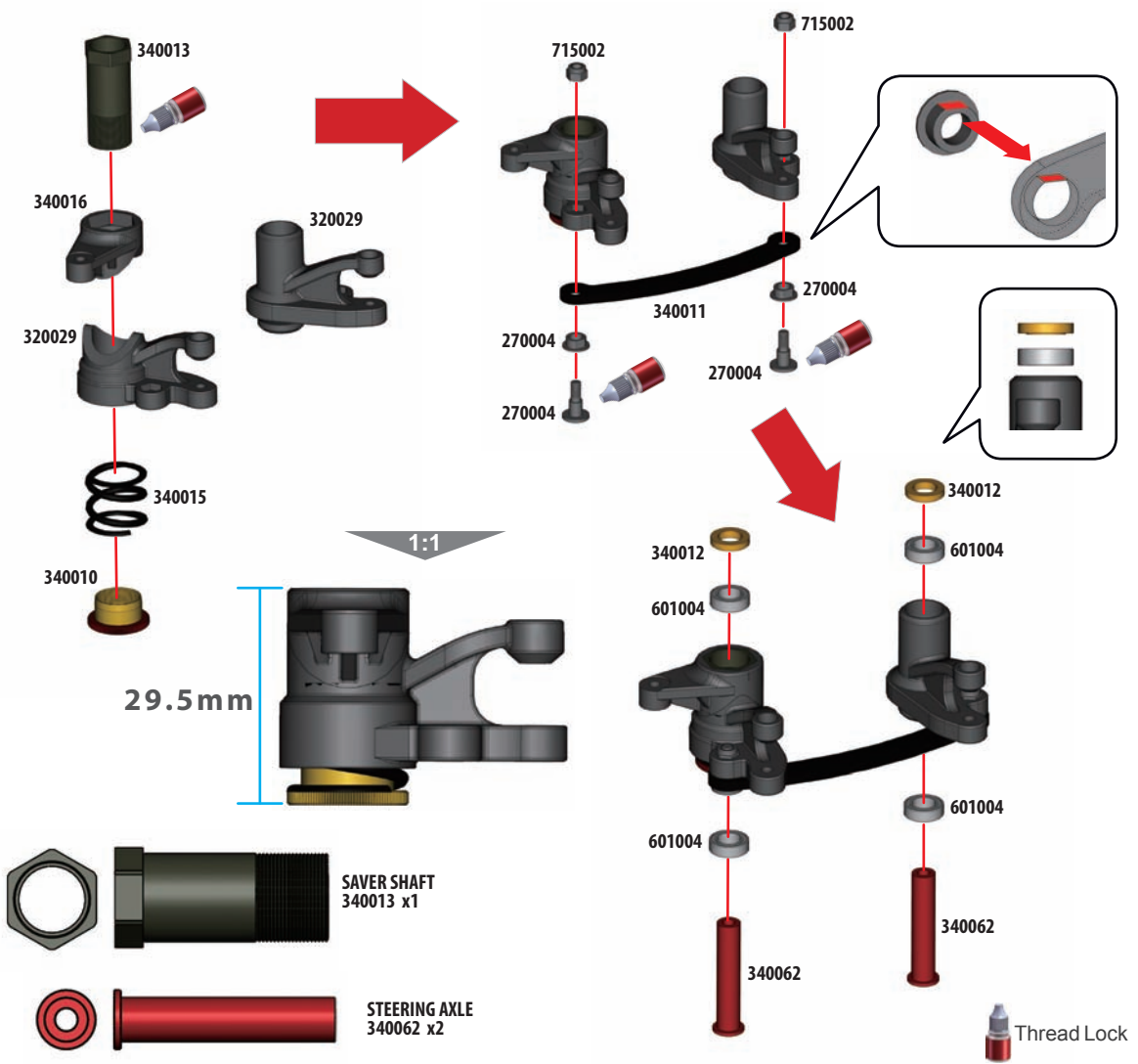
SPACER 6x10x2
340012 x2

SAVER SPRING
340015 x1

BB 6x10x3
601004 x4

NUT M3 high
715002 x2

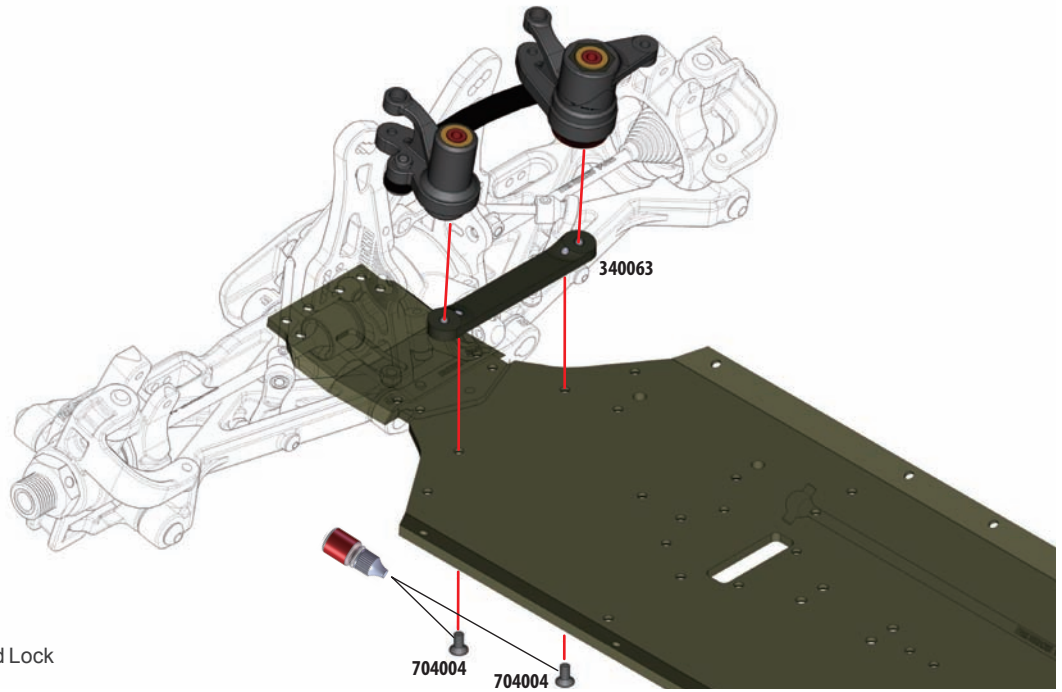
STEERING PLATE BUSHING
270004 x2



26



CS M3x6
704004 x2



Thread Lock


27



CS M3x8
704006 x2



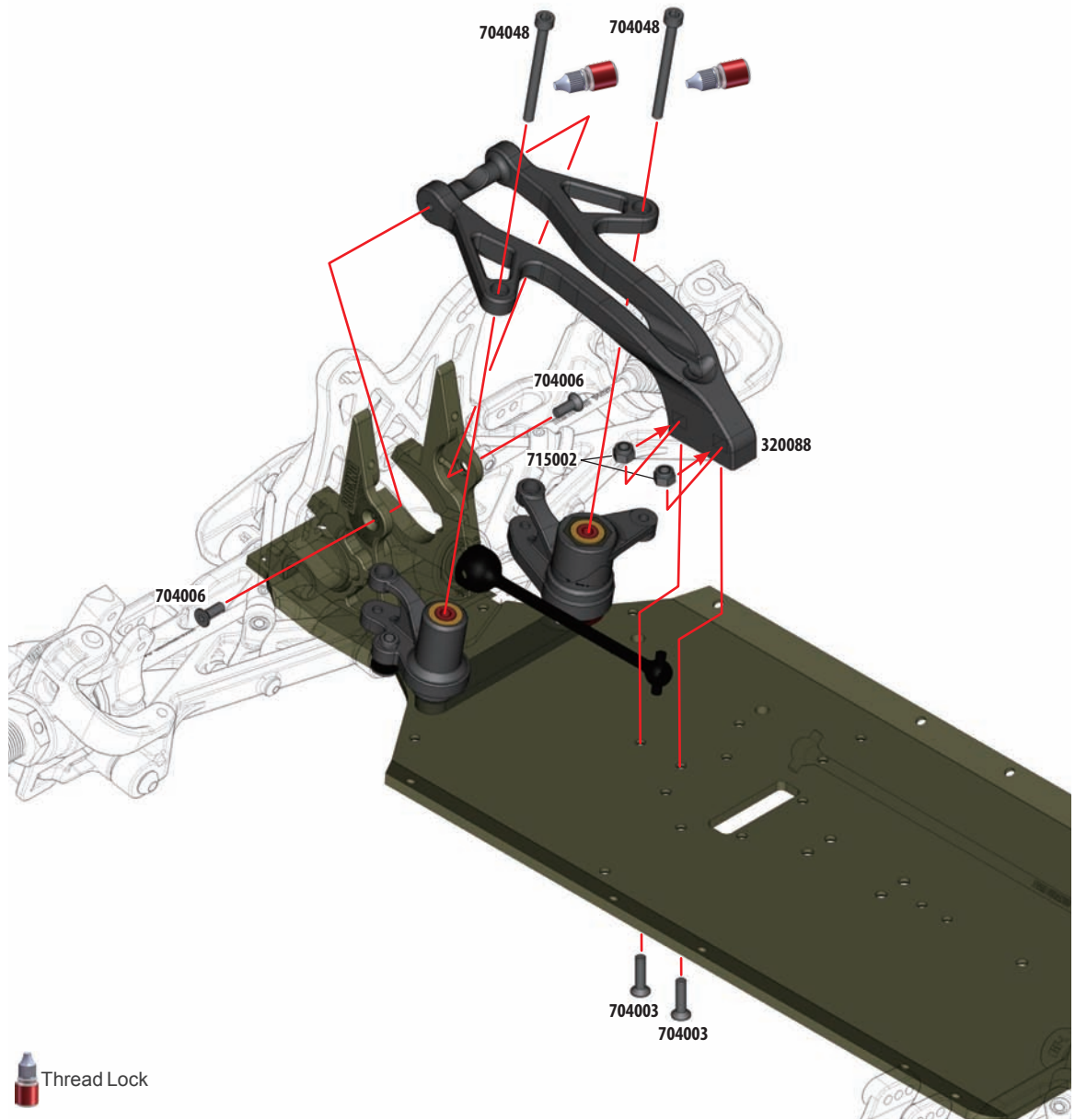
CS M3x12
704003 x2



SH M3x36
704048 x2

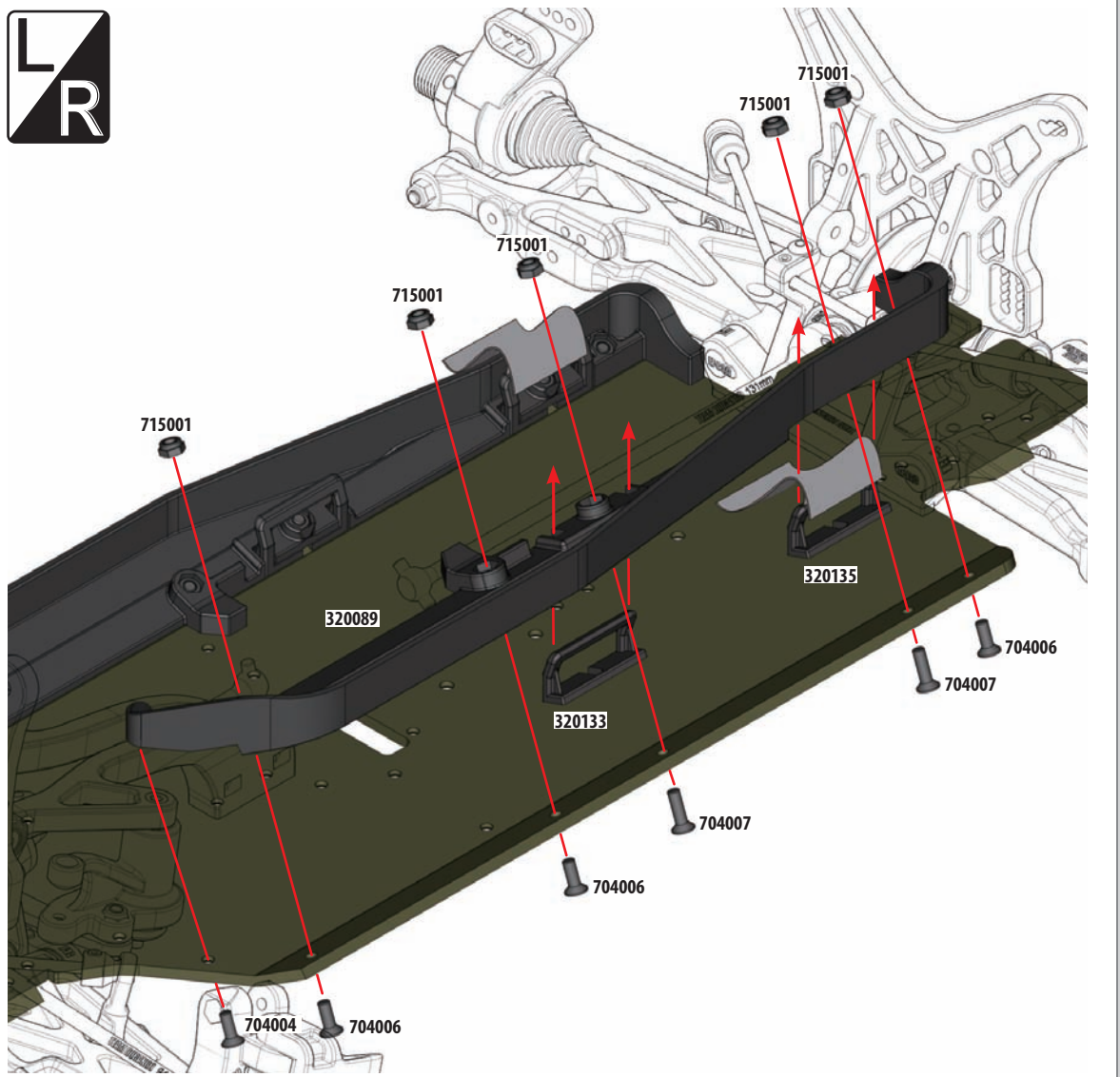


NUT M3 high
715002 x2

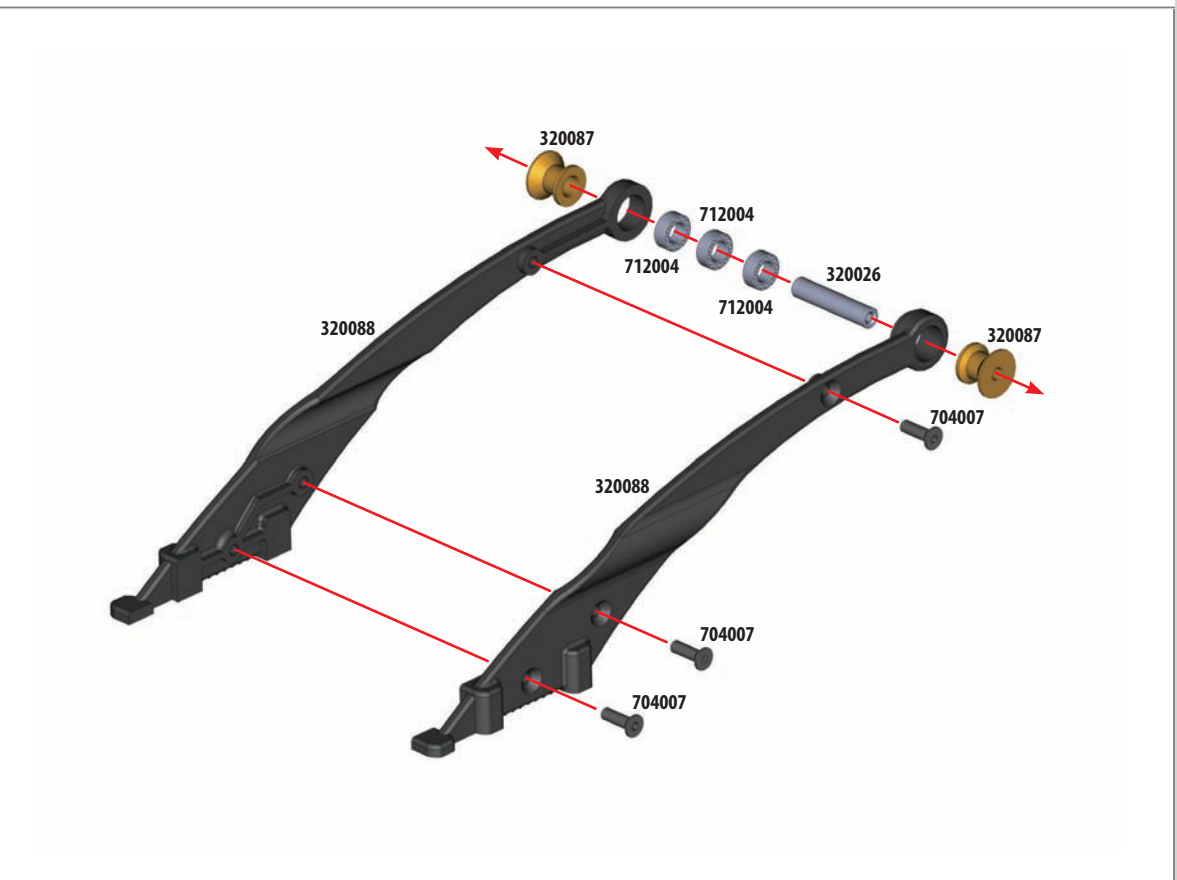


Thread Lock

28



29



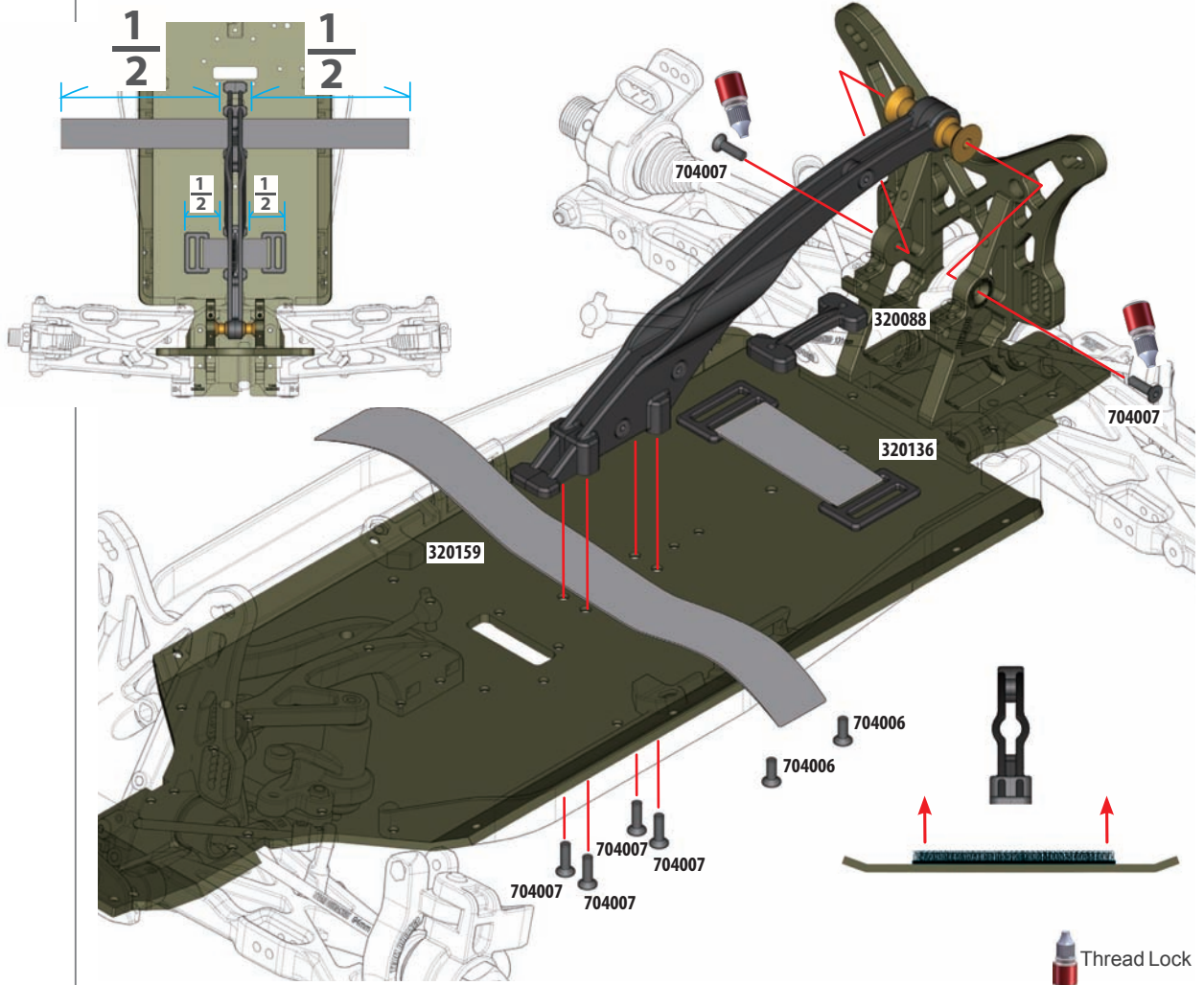
30



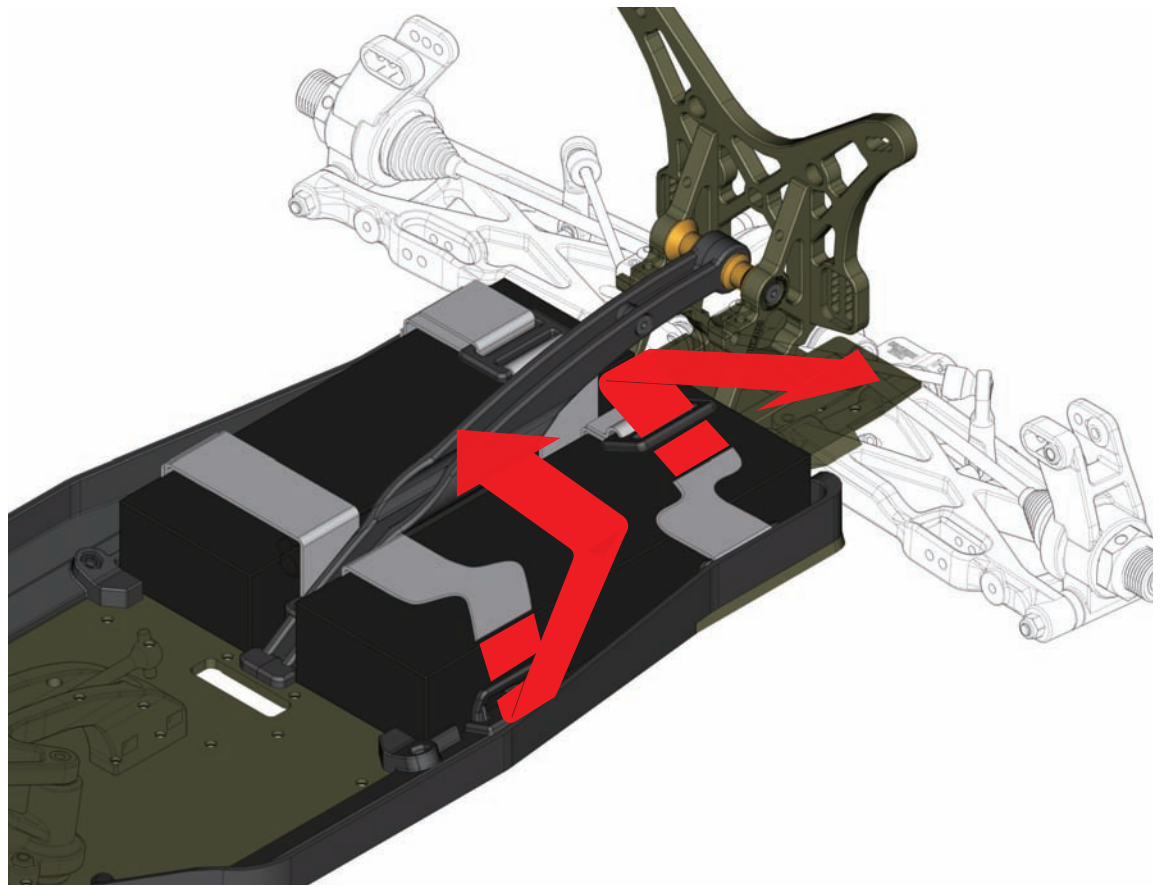
CS M3x8
704006 x2



CS M3x10
704007 x6



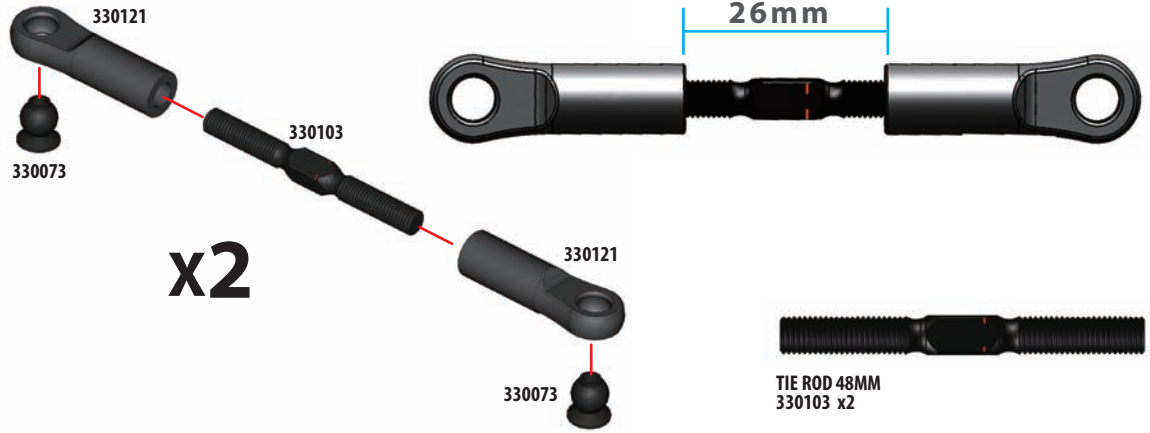
31






32

Front Camber Link



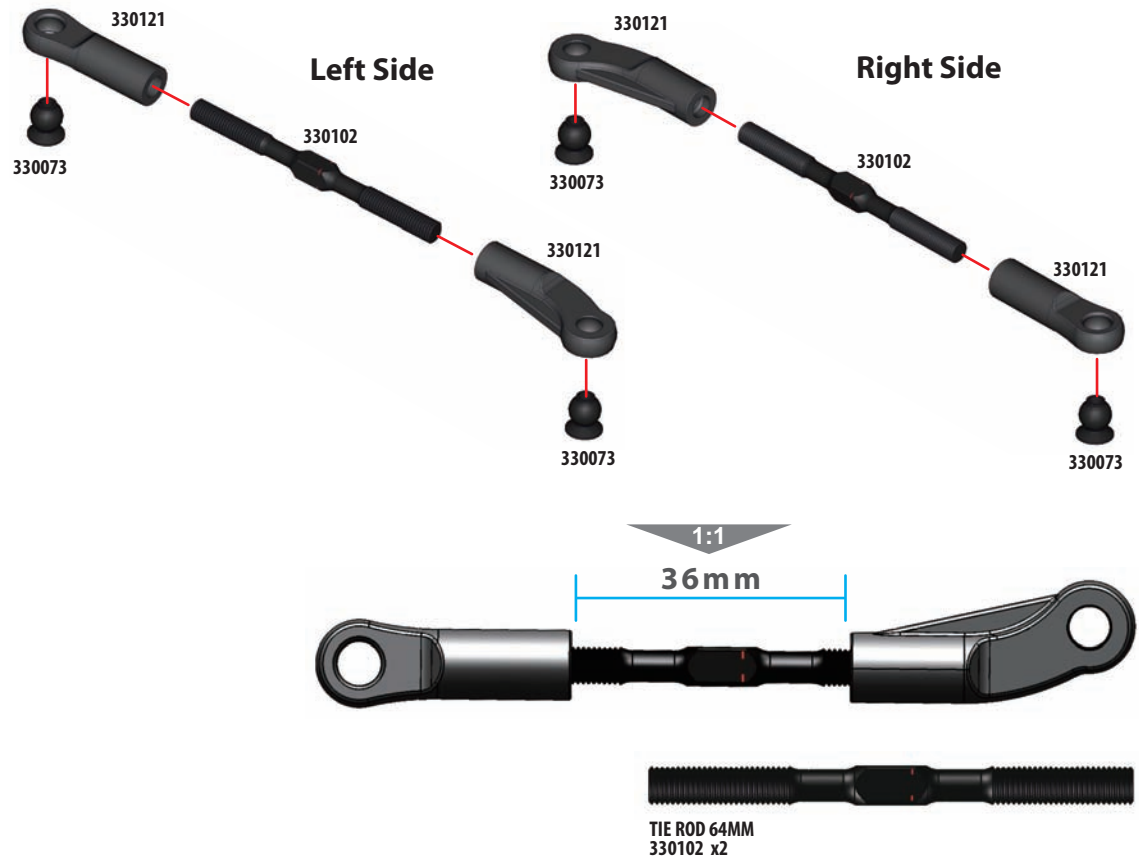
33

Steering Link



34

Rear Camber Link



35

Front Camber Link Installation



BH M3x18
705012 x2



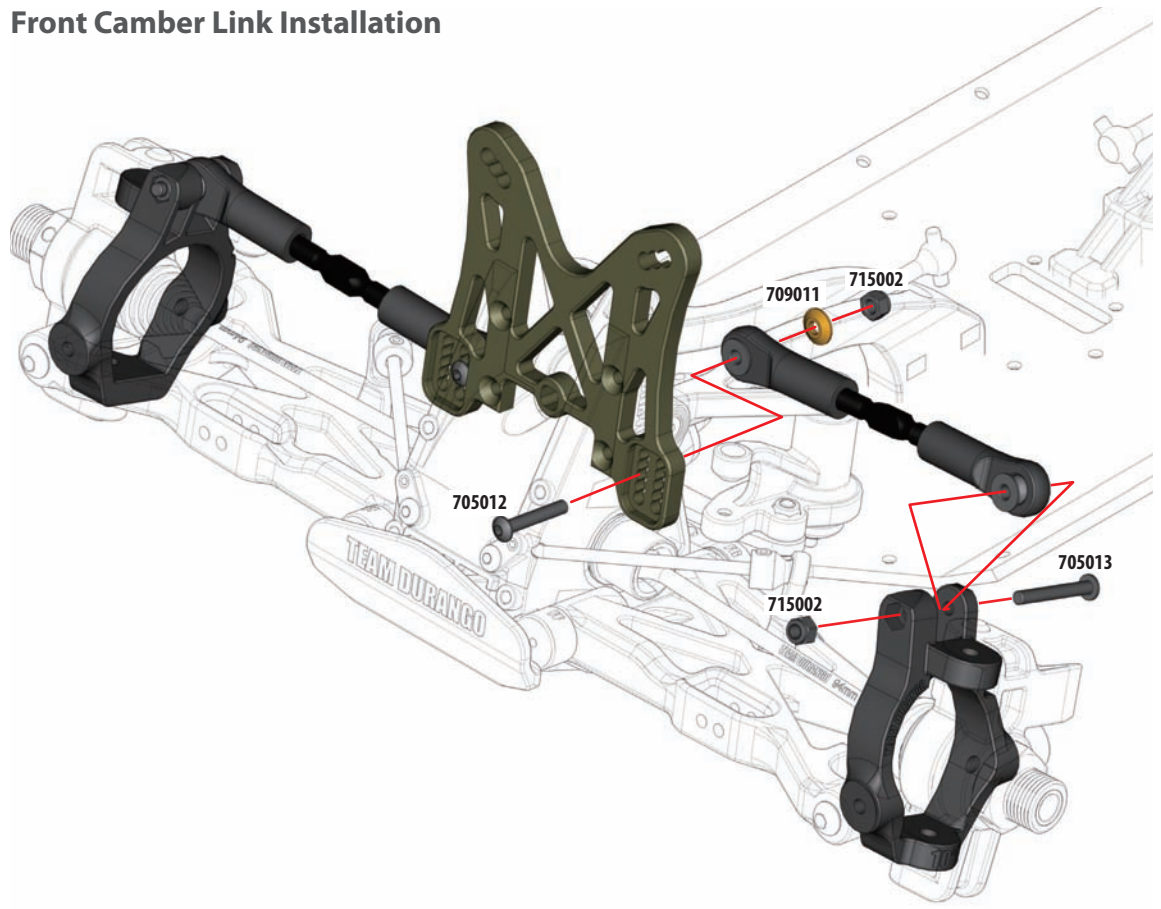
BH M3x22
705013 x2



SHIM A-TYPE
709011 x2



NUT M3 high
715002 x4



36

Steering Link Installation



SH M3x16
704024 x2



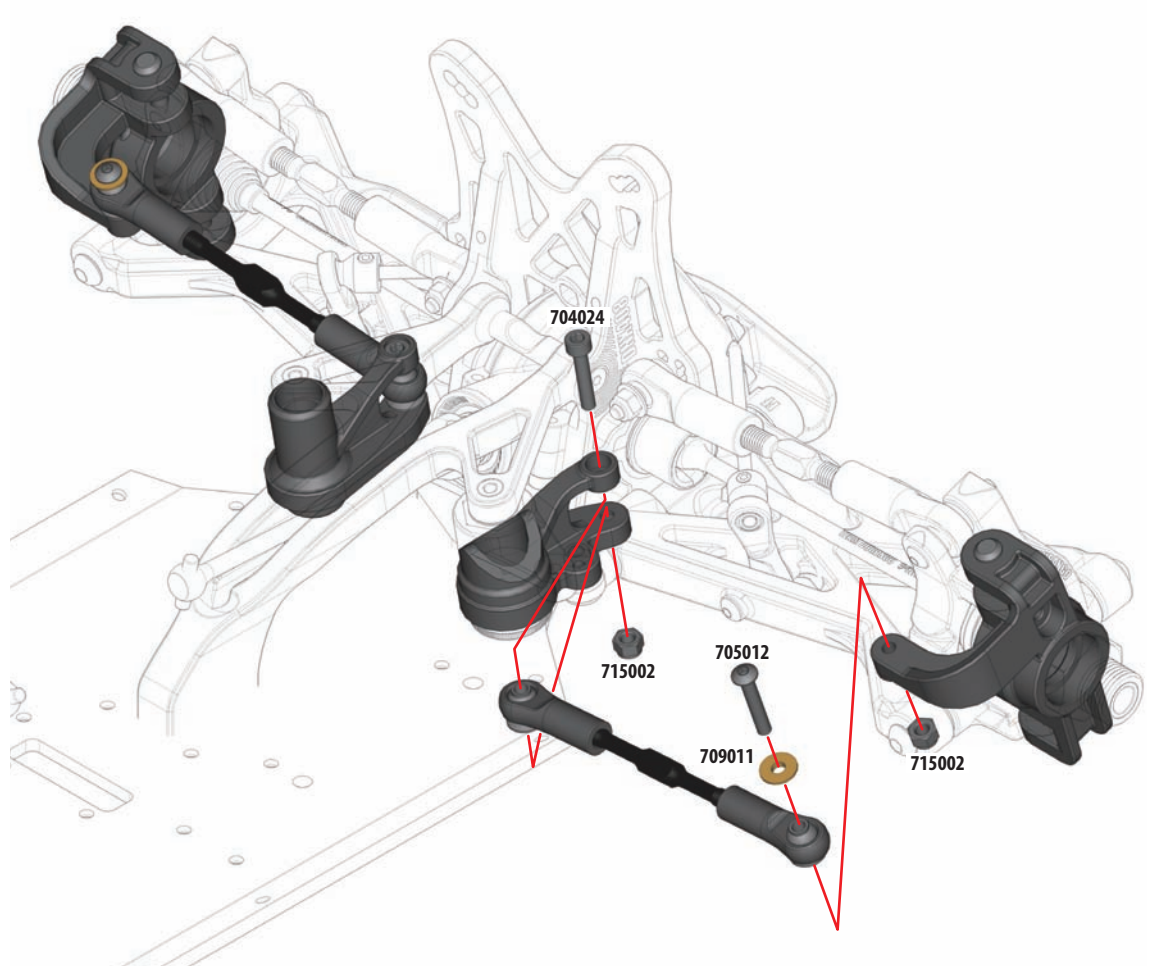
BH M3x18
705012 x2

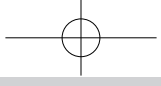


SHIM A-TYPE
709011 x2



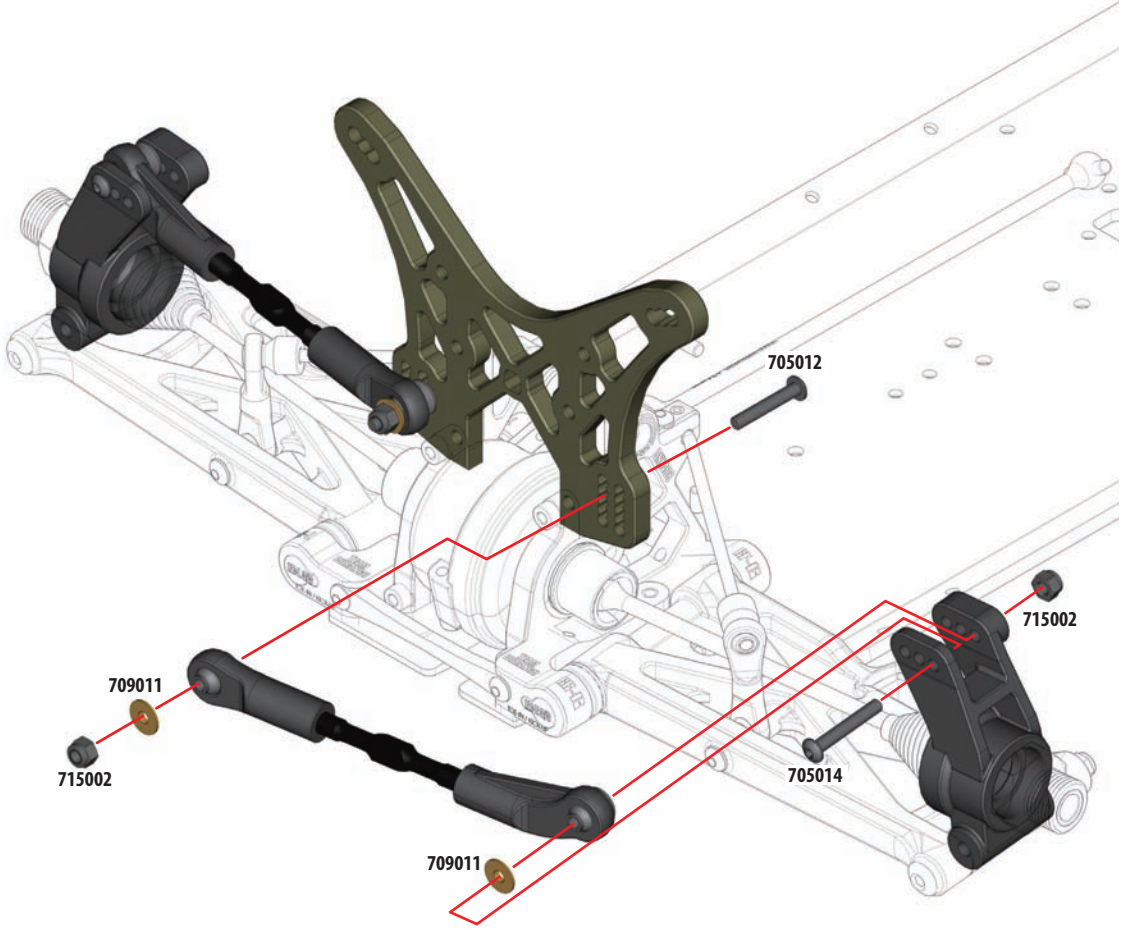
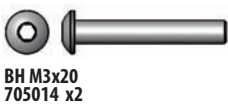
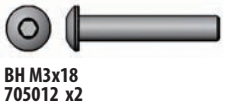
NUT M3 high
715002 x4



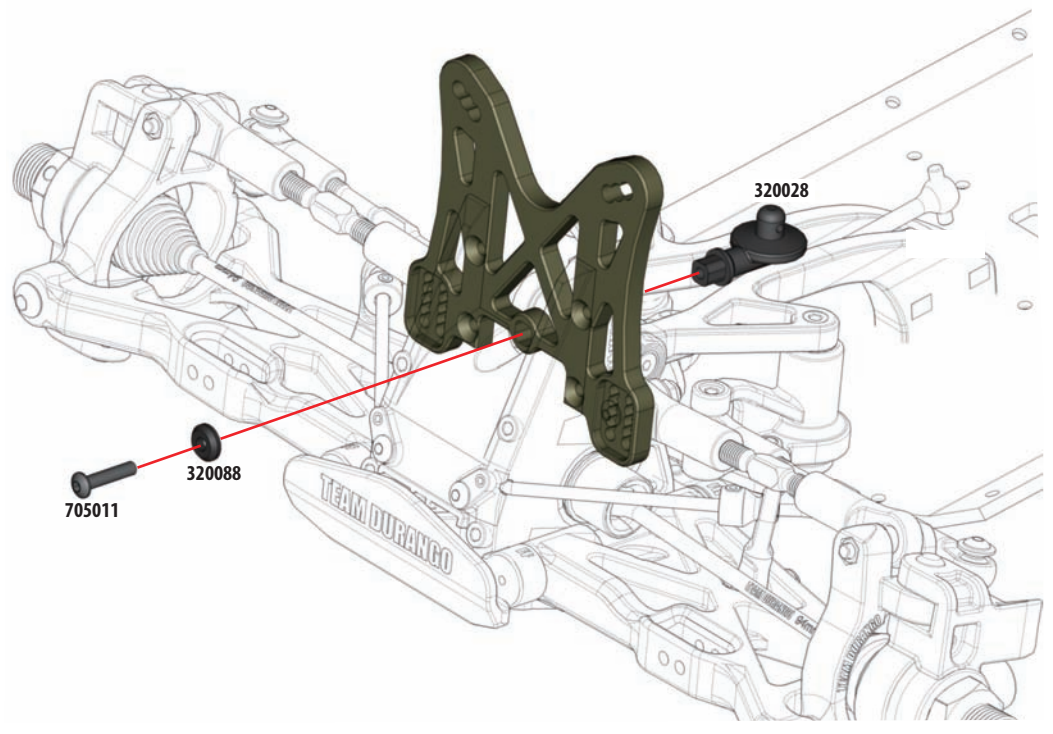


37

Rear Camber Link Installation



38

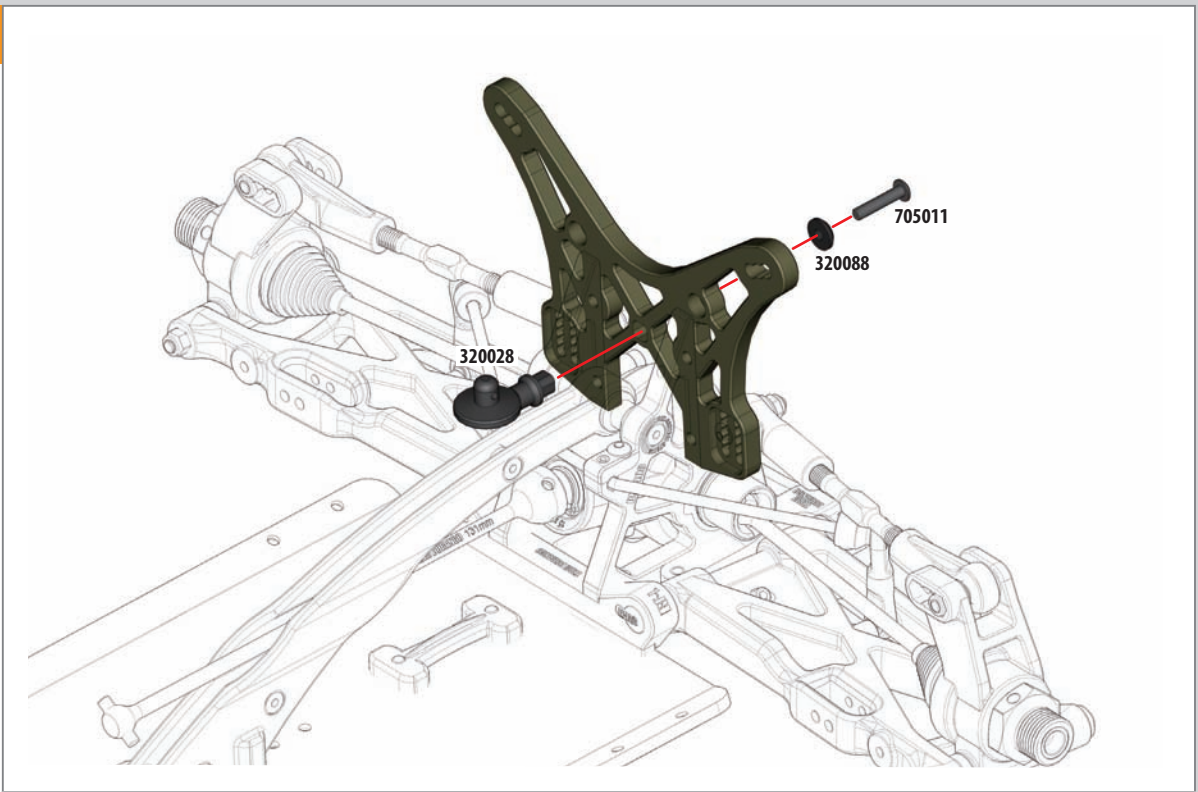




39



BH M3x14
705011 x1



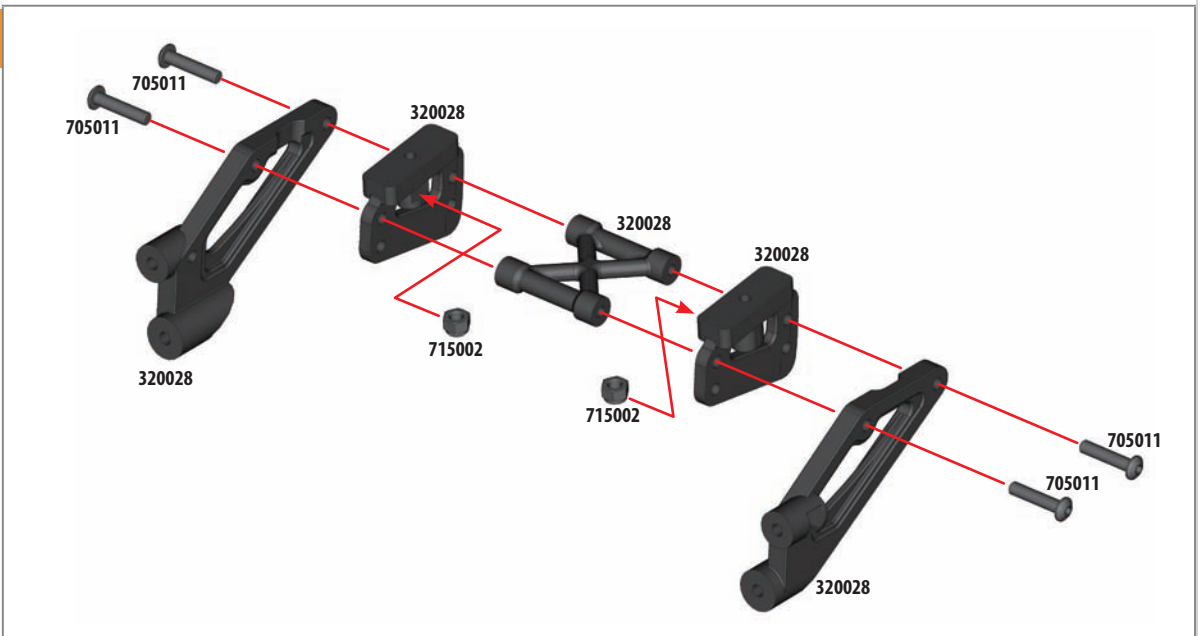
40



BH M3x18
705011x4



NUT M3 high
715002 x2



41



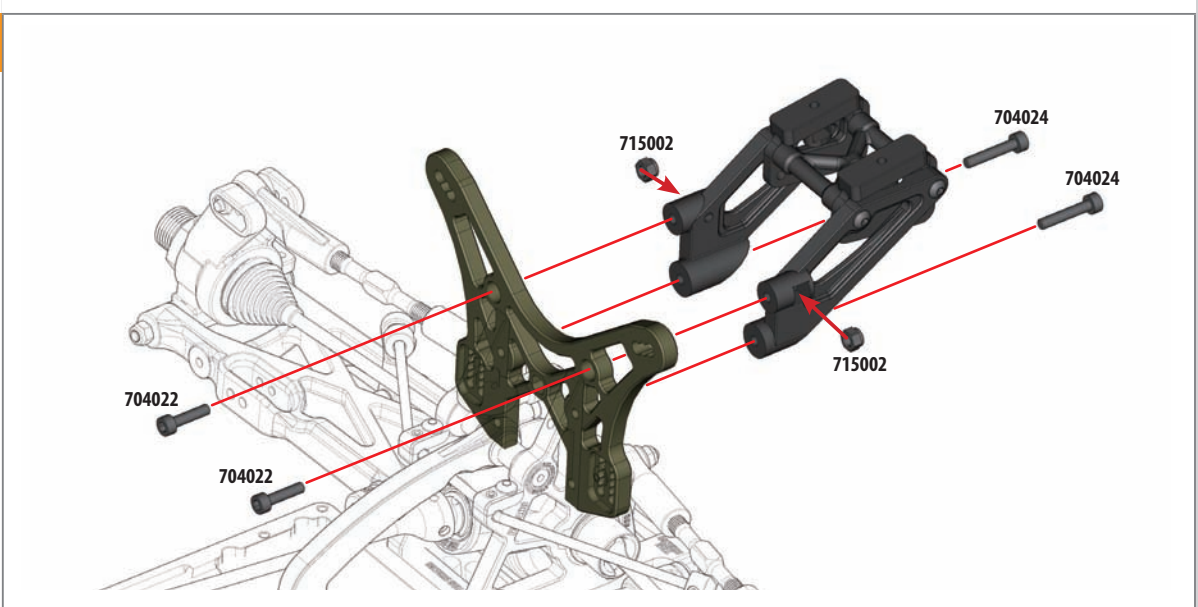
SH M3x12
704022 x2



SH M3x16
704024 x2



NUT M3 high
715002 x2



42

BAG

I

1:1



SHOCK PISTON SHIM
330111 x4



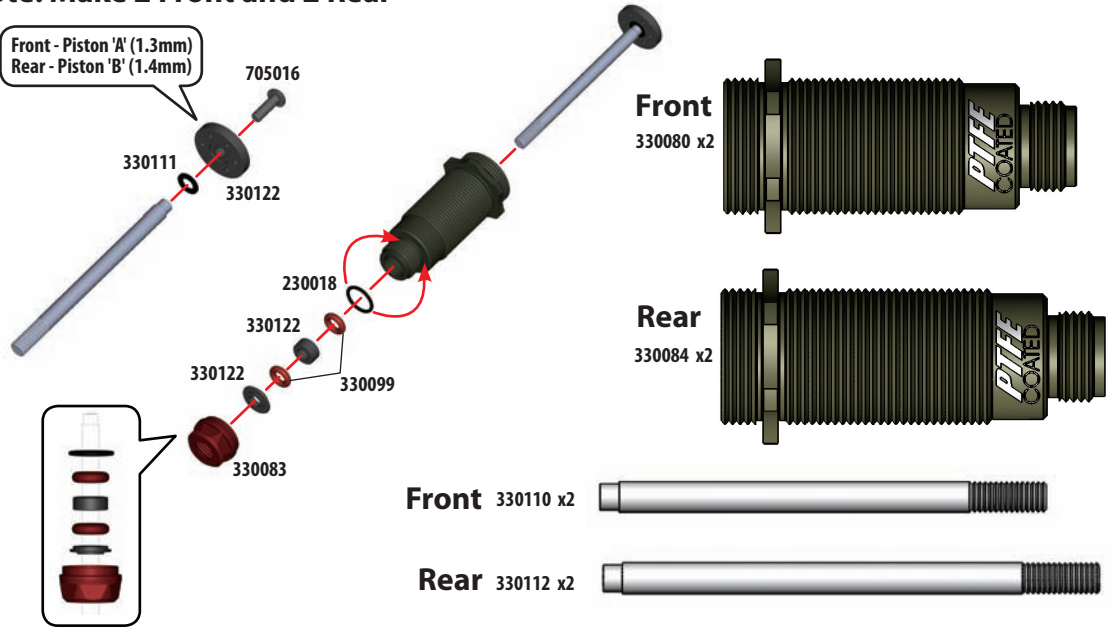
SHOCK CAP-B
330083 x4



BH M2.5X8
705016 x4

Note: Make 2 Front and 2 Rear

Front - Piston 'A' (1.3mm)
Rear - Piston 'B' (1.4mm)



43



PIVOTBALL G-TYPE
330100 x4



44



SHOCK CAP-A
330081 x4

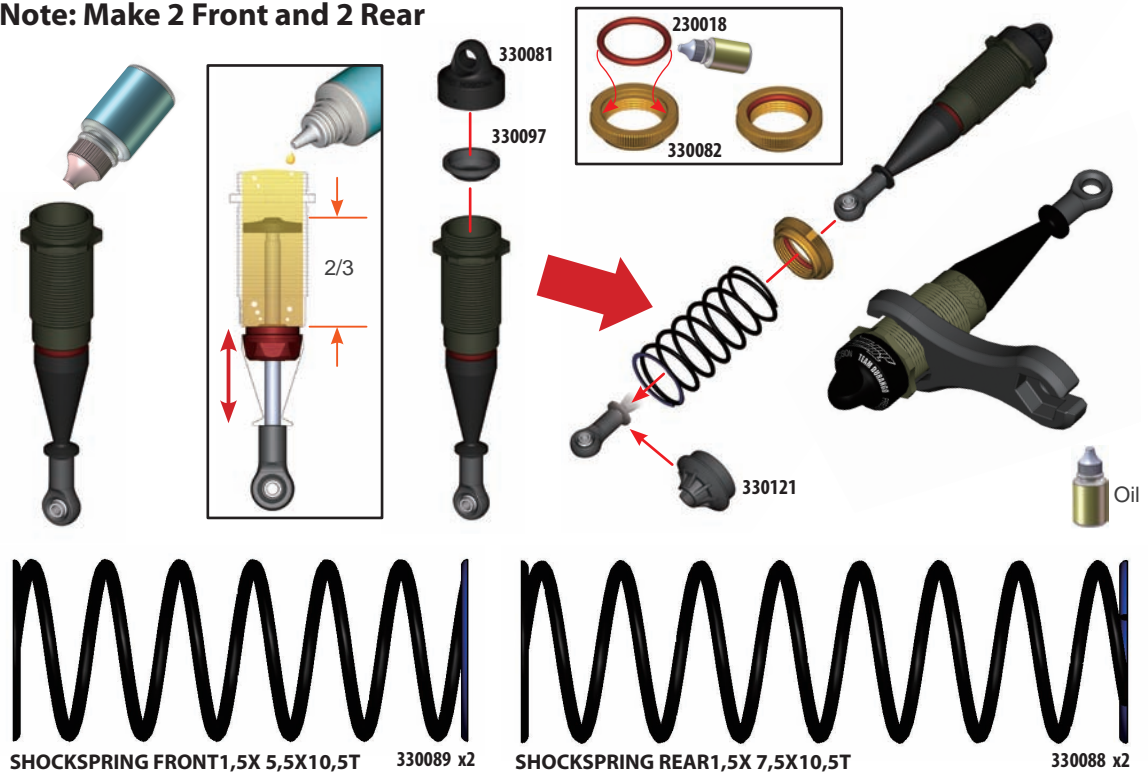


SHOCK PRELOAD NUT
330082 x4



Shock Oil
600CST # TD390045

Note: Make 2 Front and 2 Rear



45



SHOCK MOUNT
330101 x2



BH M3x14
705011 x1



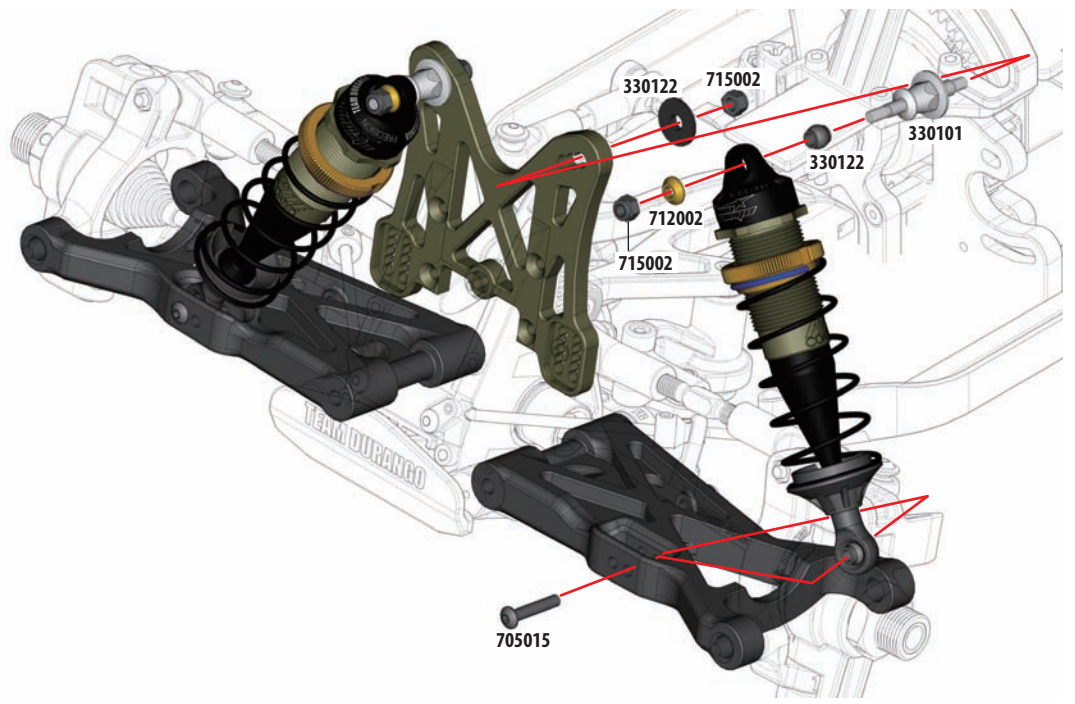
PIVOT BALL BUSHING
712002 x2



NUT M3 high
715002 x4



SHOCK SHIM A-TYPE
330122 x2



46



SHOCK MOUNT
330101 x2



BH M3x14
705011 x1



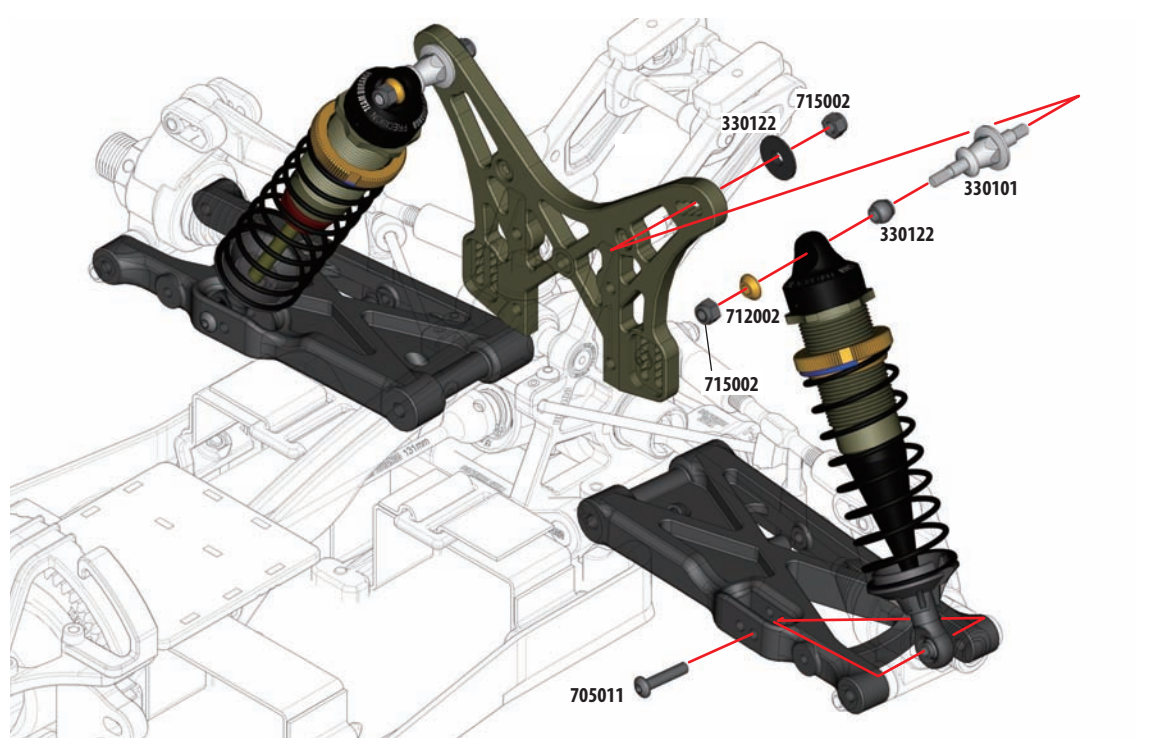
PIVOT BALL BUSHING
712002 x2



NUT M3 high
715002 x4



SHOCK SHIM A-TYPE
330122 x2



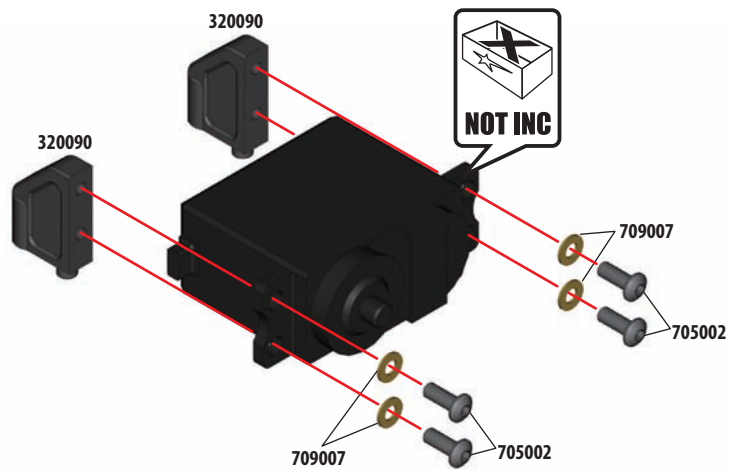
47



BH M3x8
705002 x4



SERVO SHIM
709007 x4



48



330073 x2



BH M3x6
705001 x1



BH M3x18
705012 x1



SHIM A-TYPE
709011 x1



NUT M3 high
715002 x1



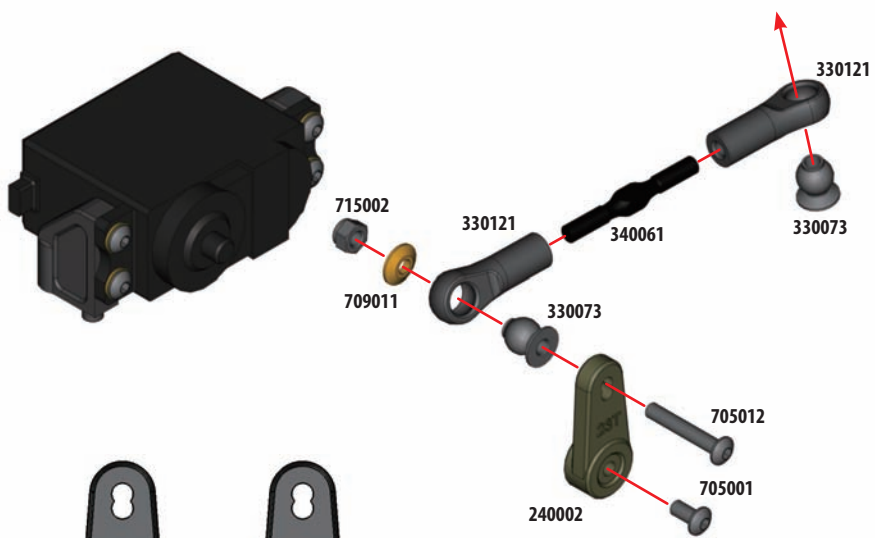
Futaba



Hitec



KO Propo
JR
Sanwa



1:1
6.5 mm



49



BH M3x16
705015 x1



SHIM A-TYPE
709011 x1



NUT M3 high
715002 x1



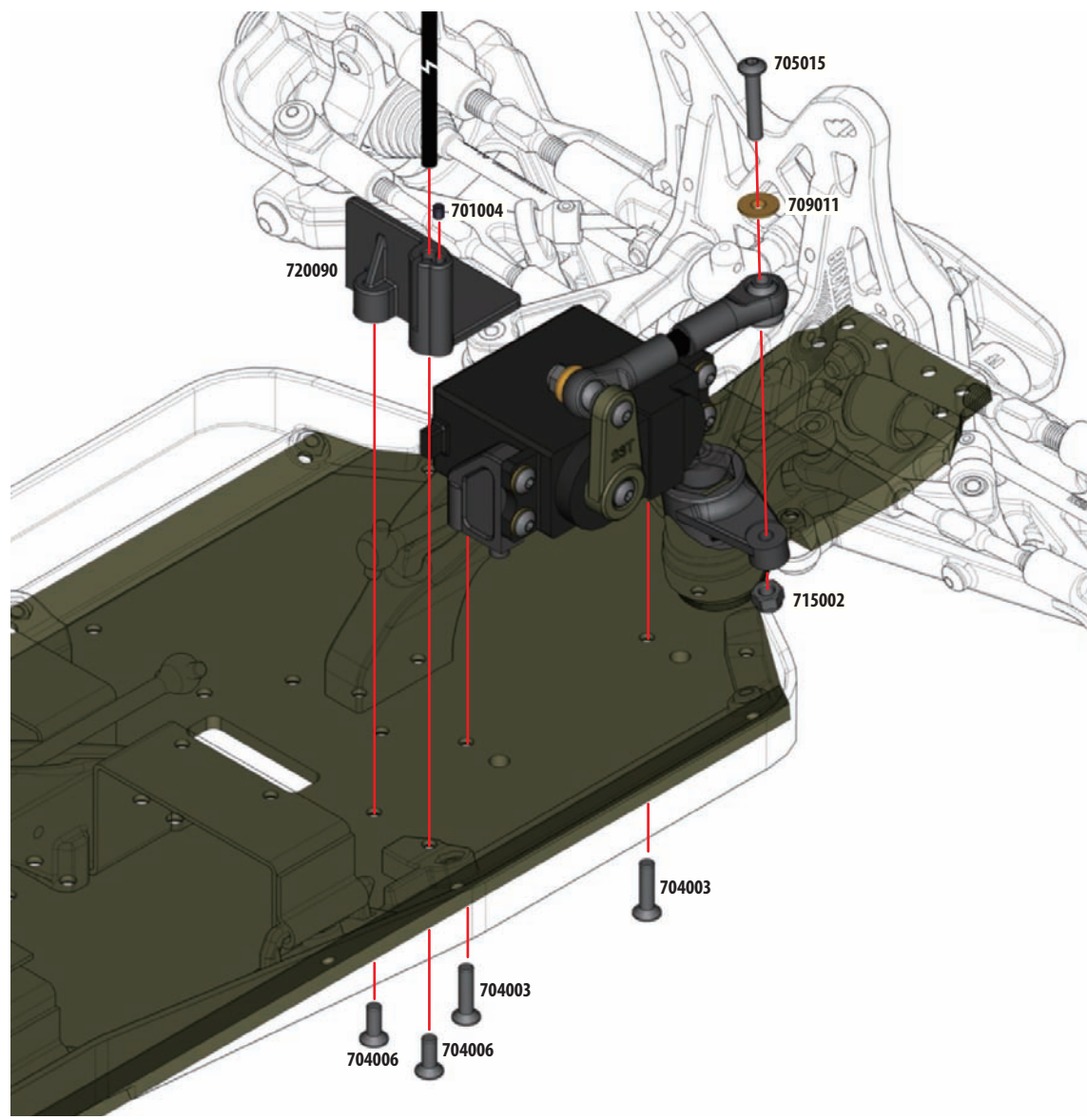
CS M3x12
704003 x2

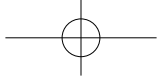


CS M3x8
704006 x2



SETSCREW M3x3
701004 x1





50



CS M3x20
704014 x2



Centre Diff Hex bush front
310267 x2

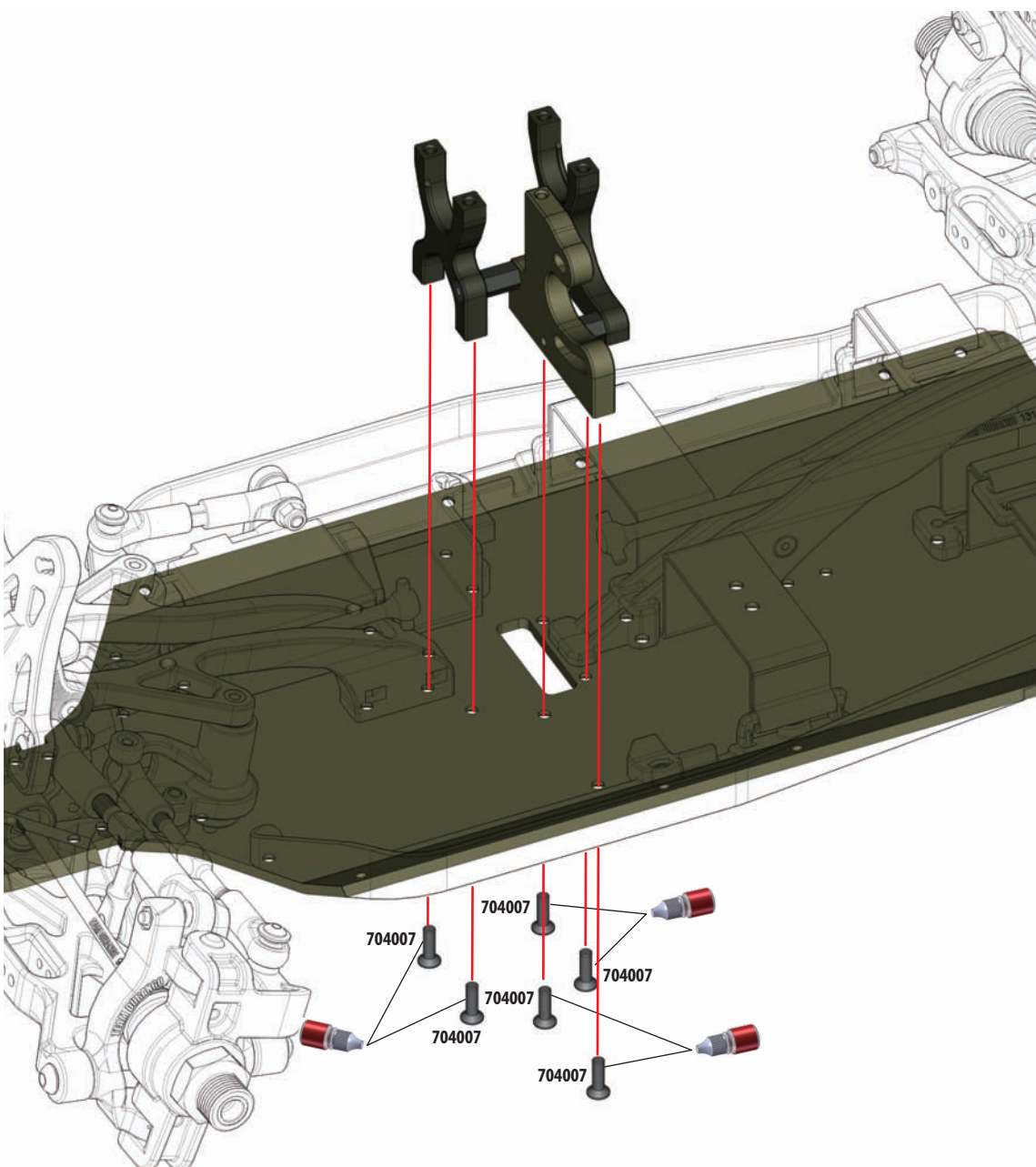


Thread Lock

51



CS M3x10
704007 x6



Thread Lock



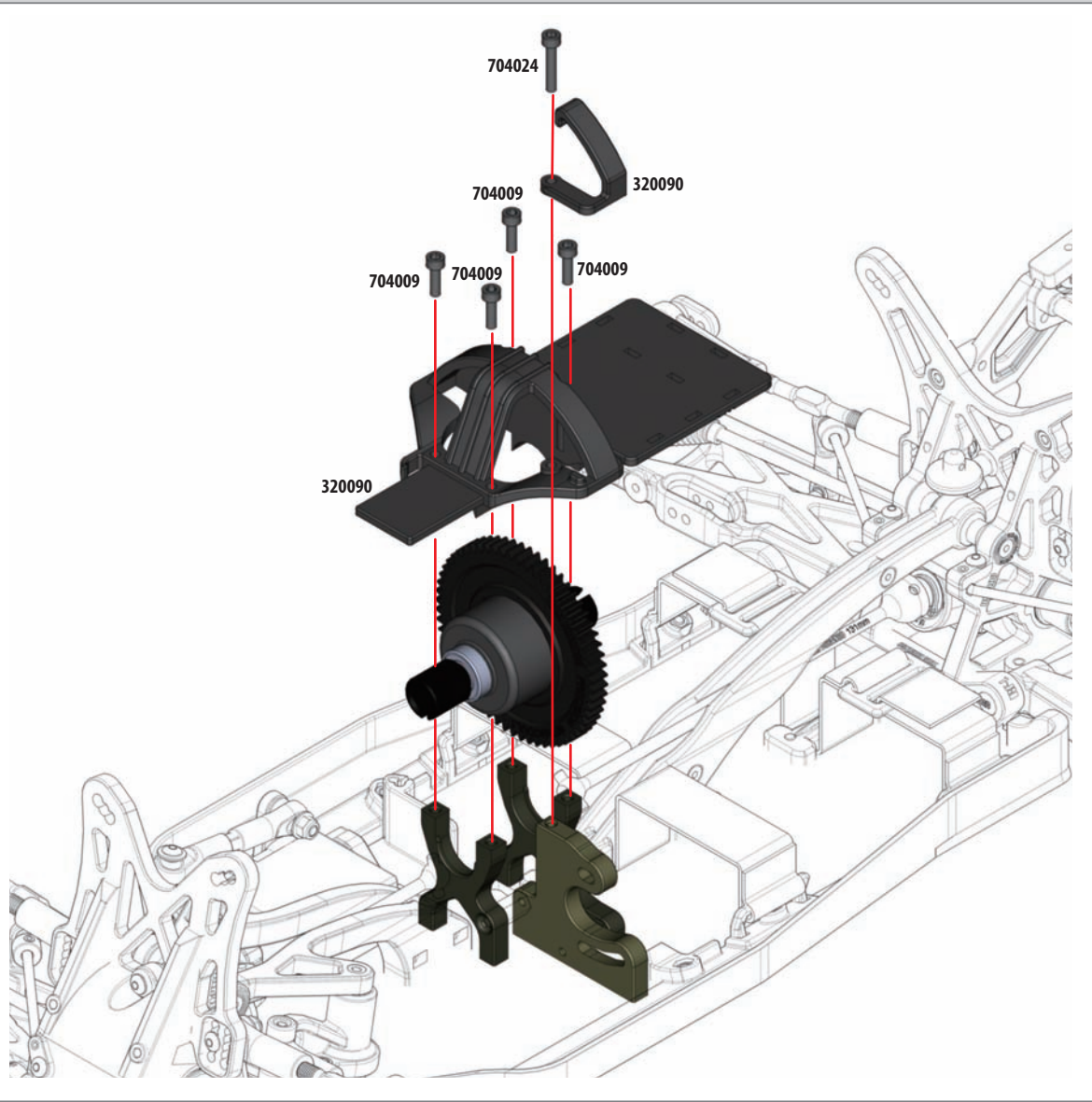
52



SH M3x10
704009 x4




SH M3x16
704024 x1



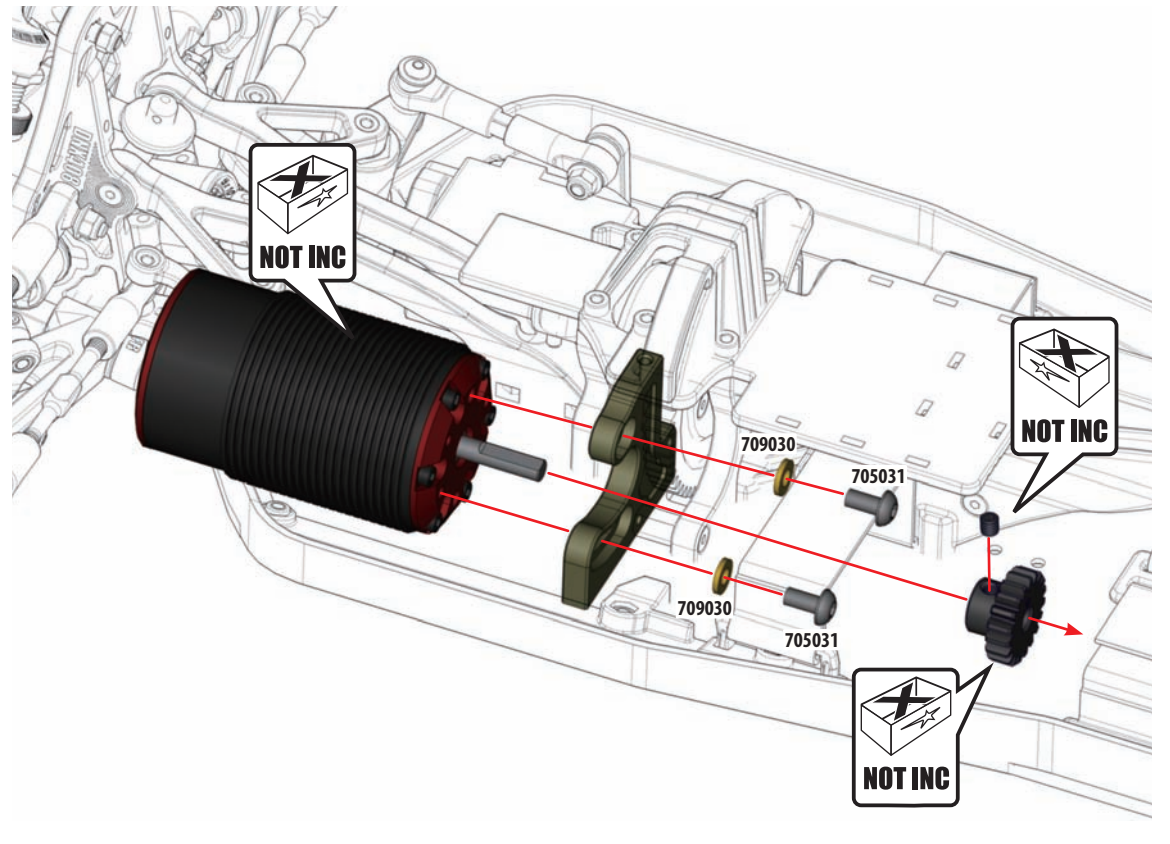
53

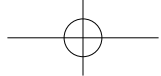


M4 MOTOR SHIM
709030 x2

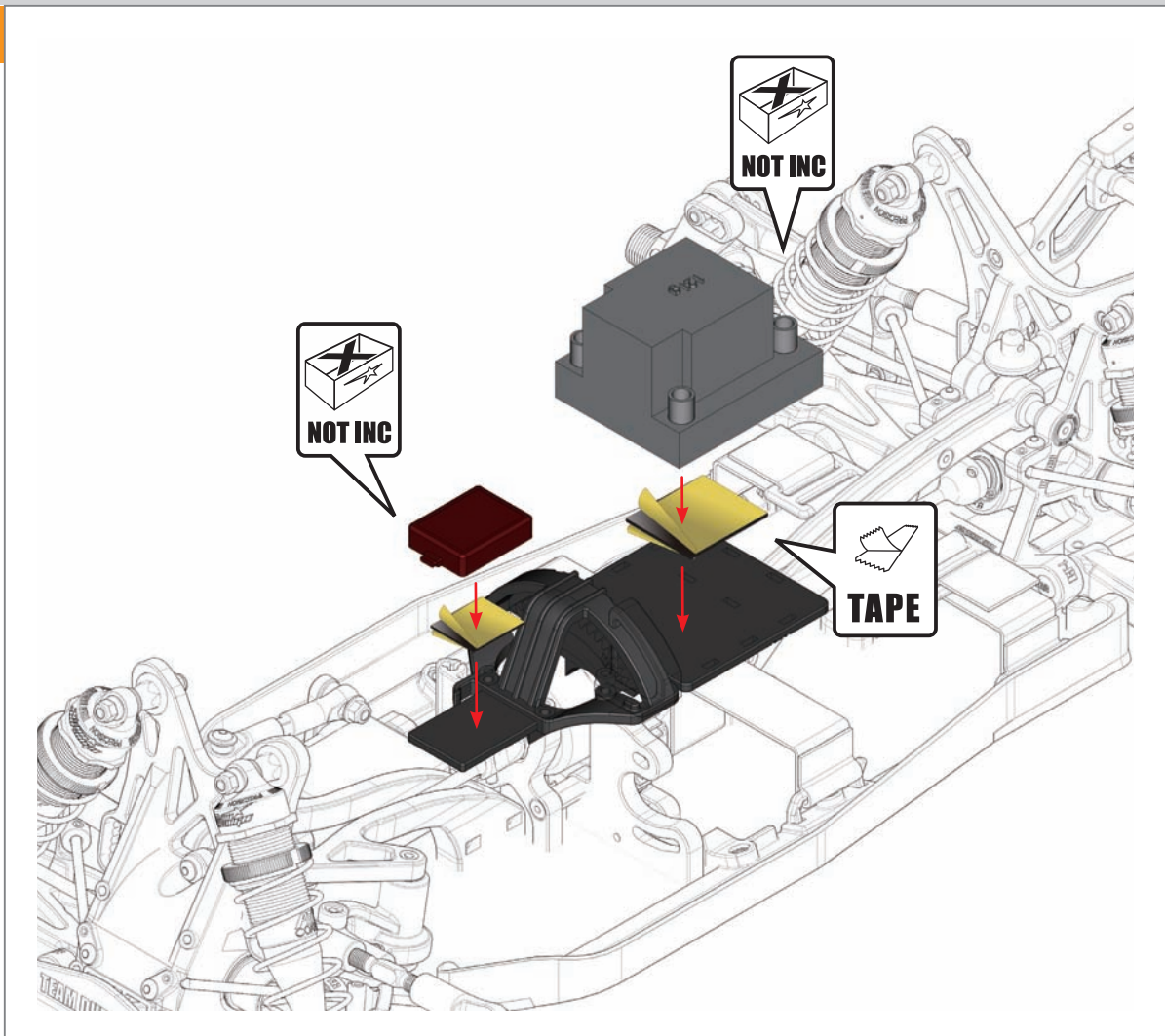


BUTTON HEAD SCREW
705031 x2

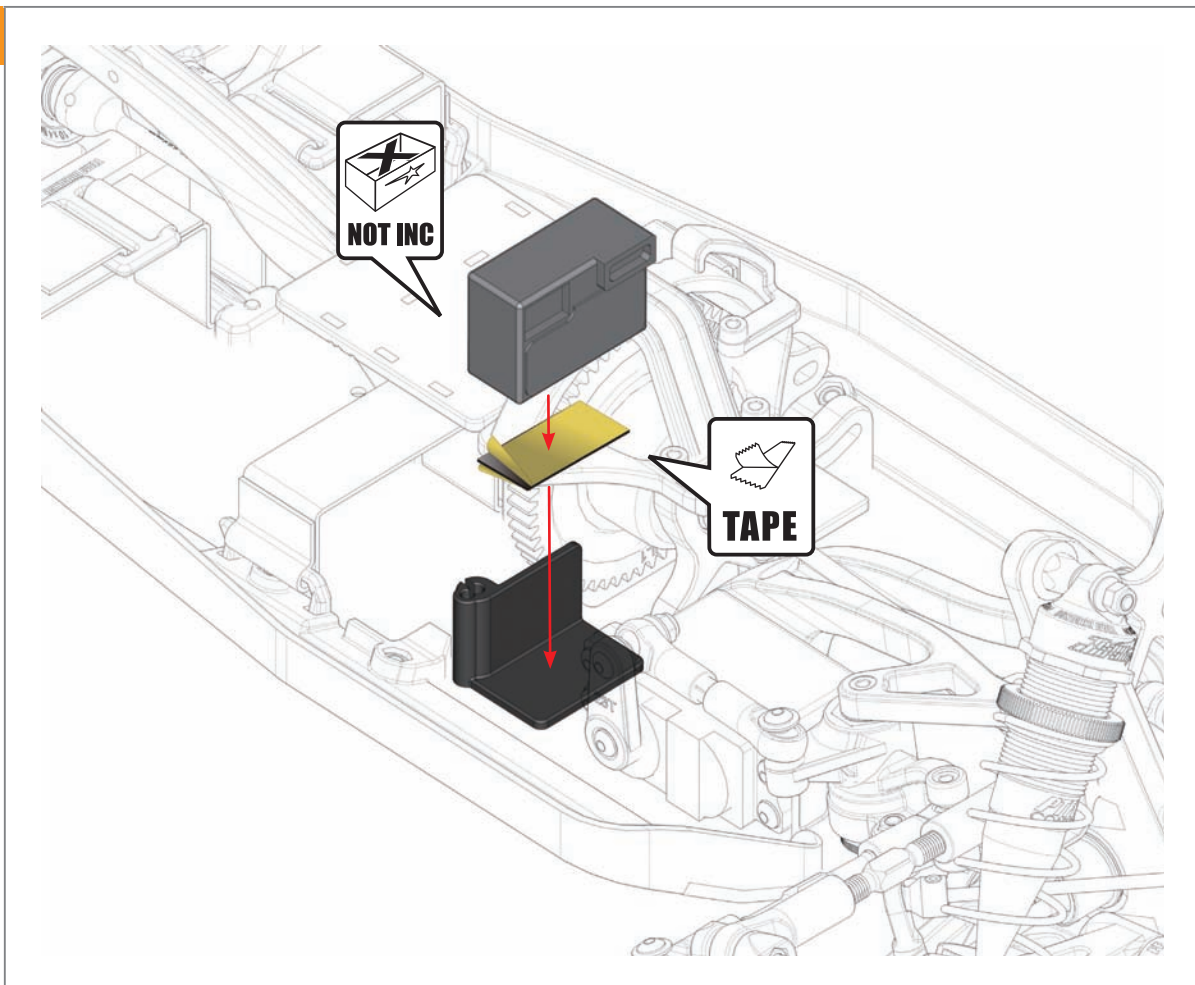




54

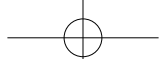


55



DEX408

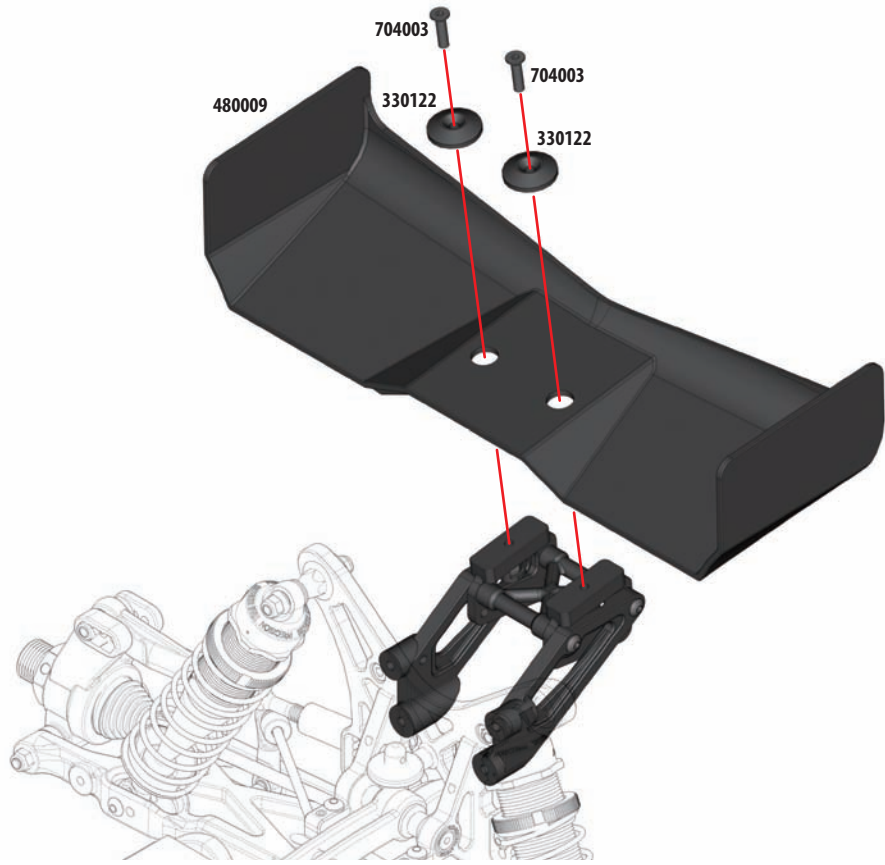




56



CS M3x12
704003 x2



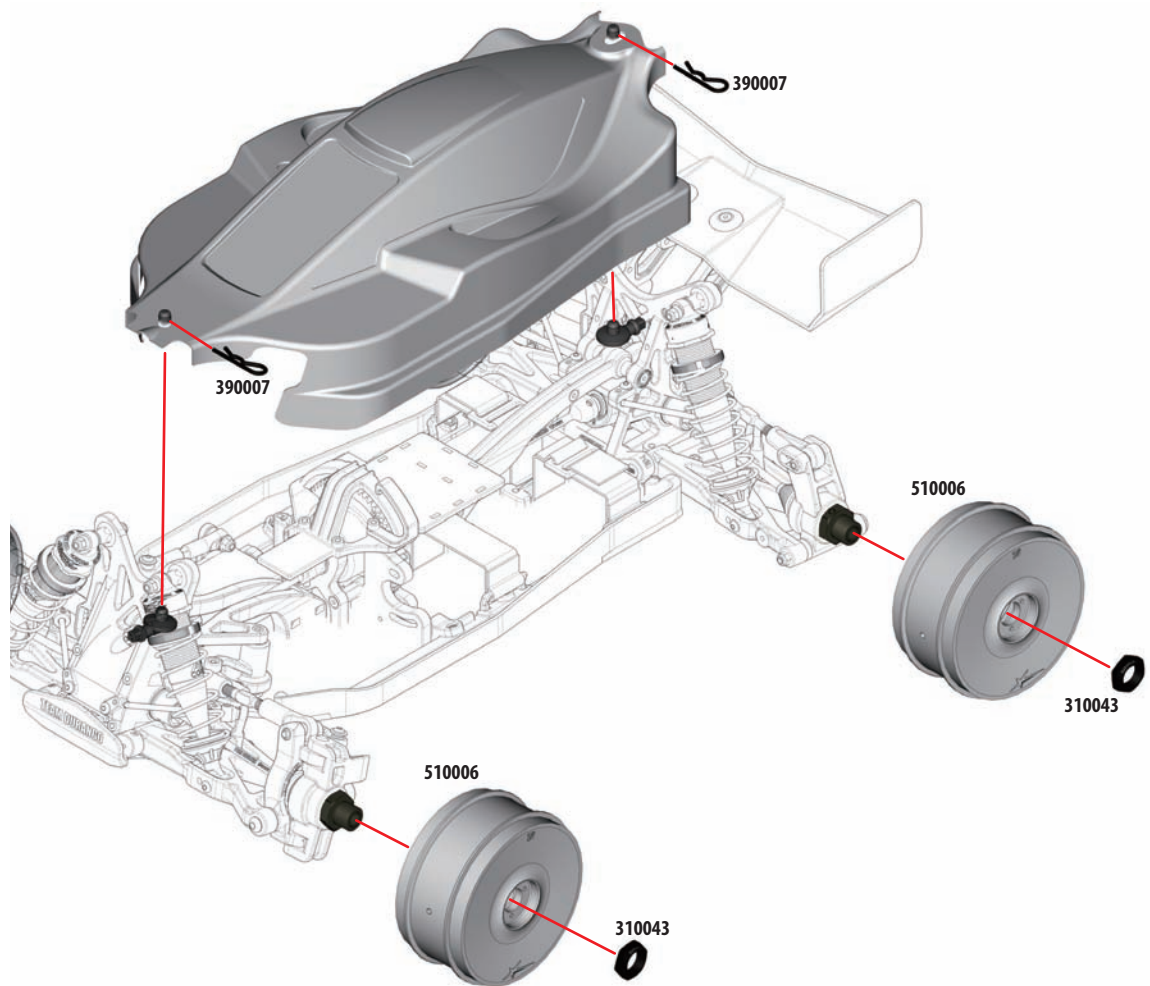
57



WHEELNUT
310043 x4



SNAP PIN 4mm
390007 x2



TEAM DURANGO **DEX408** SETUP SHEET

PRINT

SUBMIT

NAME NAME NOM DATE DATUM DATE SETUP BLATT FICHE DE RÉGLAGE V1.0 E

EVENT VERANSTALTUNG EVENEMENT TRACK STRECKE PISTE AIR TEMP UMGEBUNGSTEMP. TEMPÉRATURE DE L'AIR

TRACK SIZE STRECKENGRÖSSE TAILLE DE LA PISTE SURFACE STRECKENBELAG TYPE DE SURFACE TRACTION LEVEL ADHÉRENCE CONDITIONS WETTER NIVEAU D'HYDROMÉTRIE

RIDE HEIGHT BODENFREIHEIT GARDE AU SOL
27 mm

CAMBER ANGLE STURZ ANGLE DE CARROSSAGE
-2 °

TOE IN/OUT VORSPUR/NACHSPUR ANGLE DE PINCEMENT
+/- +2 °

DIFF. OIL DIFF. ÖL HUILE DE DIFF.
7,000 cst

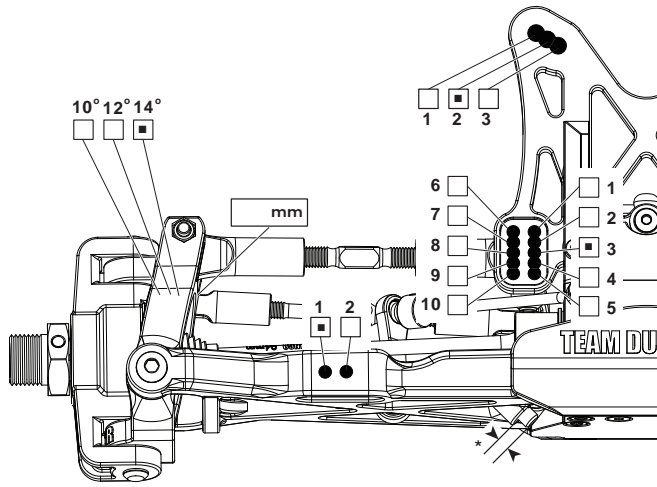
SWAY BAR STABILISATOR BARRE ANTI-ROULIS
2.6 mm

SWAY BAR LINK STABILISATOR HEBELLÄNGE ATTACHE DE LA BARRE ANTI-ROULIS
0 mm

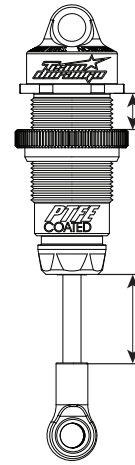
WISHBONE DROOP* AUSFEDERWEG AXSE DROOP DES TRIANGLES ARRIÈRES
106 mm

NOTES NOTIZEN REMARQUES

FRONT VORN AVANT



FRONT SHOCKS VORNE DÄMPFER AMORTISSEURS AVANTS



SPRINGS FEDERN RESSORTS
Blue

REBOUND REBOUND REBOND
25 %

PRELOAD FEDERVORSpannung PRÉCONTRAINTÉ
mm

OIL WT. ÖLVISKOSITÄT VISCOSITÉ
600 cst

PISTON KOLBEN PISTON
"A" Piston 1.3 x 6

LENGTH LÄNGE LONGUEUR
29 mm

NOTES NOTIZEN REMARQUES

RIDE HEIGHT BODENFREIHEIT GARDE AU SOL
28 mm

CAMBER ANGLE STURZ ANGLE DE CORROSSAGE
-2 °

DIFF. OIL DIFF. ÖL HUILE DE DIFF.
2,000 cst

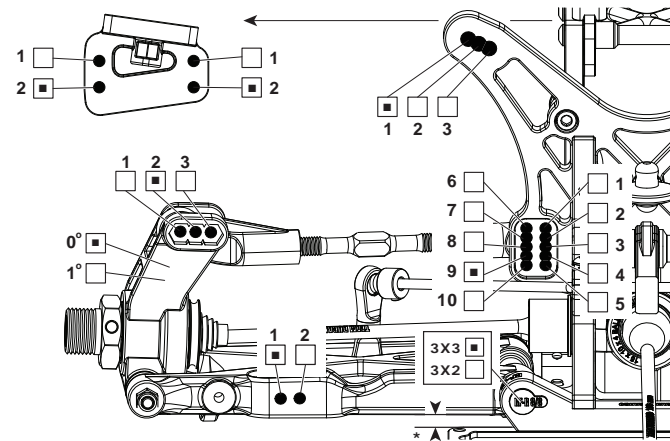
SWAY BAR STABILISATOR BARRE ANTI-ROULIS
2.6 mm

SWAY BAR LINK STABILISATOR HEBELLÄNGE ATTACHE DE LA BARRE ANTI-ROULIS
0 mm

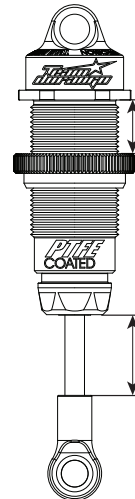
WISHBONE DROOP* AUSFEDERWEG AXSE DROOP DES TRIANGLES ARRIÈRES
116 mm

NOTES NOTIZEN REMARQUES

REAR HINTEN ARRIÈRE



REAR SHOCKS HINTEN DÄMPFER AMORTISSEURS ARRIÈRES



SPRINGS FEDERN RESSORTS
Blue

REBOUND REBOUND REBOND
25 %

PRELOAD FEDERVORSpannung PRÉCONTRAINTÉ
mm

OIL WT. ÖLVISKOSITÄT VISCOSITÉ
600 cst

PISTON KOLBEN PISTON
"A" Piston 1.3 x 6

LENGTH LÄNGE LONGUEUR
39 mm

NOTES NOTIZEN REMARQUES

MOTOR MOTOR MOTEUR
Tekin 1900

SPUR GEAR HAUPTZAHNRAD COURONNE
Stock

PINION GEAR RITZEL PIGNON
22t

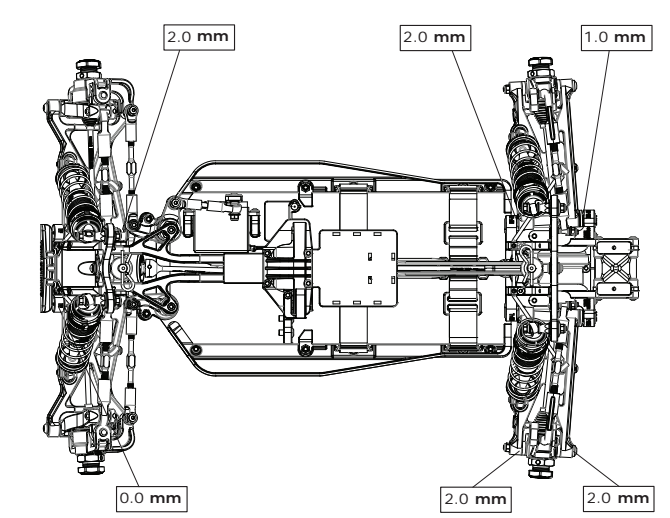
BATTERY AKKU ACCUMULATEUR

ESC SETTINGS REGLER PROGRAMM RÉGLAGE DU VARIATEUR

DIFF. OIL DIFF. ÖL HUILE DE DIFF.
7,000 cst

WING FLÜGEL TYPE D'AILERON
Stock

BODY KÖRPER CARROSSERIE
Stock



TYRES REIFEN PNEUS

FRONT	REAR	
BRAND	HERSTELLER	MARQUE
TREAD	PROFIL	PROFIL
COMPOUND	MISCHUNG	DURETÉ
INSERT	EINLAGEN	MOUSSE
WHEEL	FELGE	JANTE
NOTES	NOTIZEN	REMARQUES

RESULTS PLATZIERUNG RÉSULTAT QUALIFYING POSITION VORLAUFERGEBNIS POSITION EN QUALIFICATION FINAL POSITION ENDPATZIERUNG POSITION FINALE

AVERAGE LAP DURCHSCHNITTSTZEIT TEMPS AU TOUR MOYEN **BEST LAP** SCHNELLESTE RÜNDE MEILLEUR TEMPS AU TOUR **RACE TIME** RENNDAUER DURÉE DE LA COURSE

Further set-ups can be found online @:<http://www.team-durango.com/in-the-pits.php>



TEAM DURANGO **DEX408**

SETUP SHEET

NAME NAME NOM DATE DATUM DATE SETUP BLATT FICHE DE RÉGLAGE V1.0 E

EVENT VERANSTALTUNG EVENEMENT TRACK STRECKE PISTE AIR TEMP UMGEBUNGSTEMP. TEMPÉRATURE DE L'AIR °

TRACK SIZE STRECKENGROSSE TAILLE DE LA PISTE SURFACE STRECKENBELAG TYPE DE SURFACE TRACTION LEVEL GRIFF ADHÉRENCE CONDITIONS WETTER NIVEAU D'HYDROMÉTRIE

RIDE HEIGHT
BODENFREIHEIT GARDE AU SOL
 mm

CAMBER ANGLE
STURZ ANGLE DE CARROSSAGE
 °

TOE IN/OUT
VORSPUR/NACHSPUR ANGLE DE PINCEMENT
+/- °

DIFF. OIL
DIFF. ÖL HUILE DE DIFF.
 cst

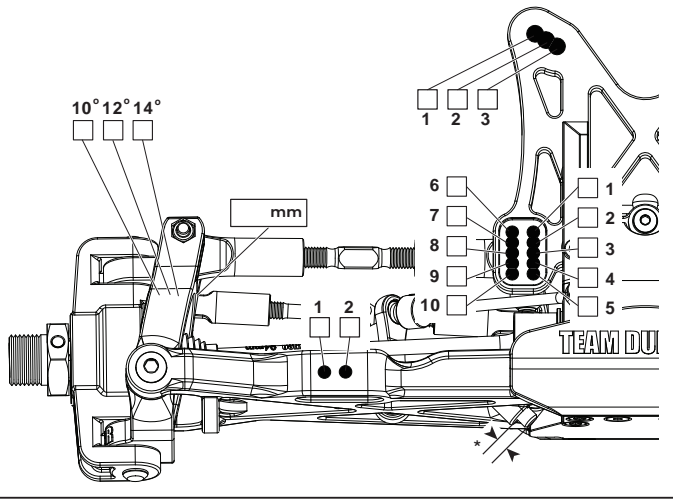
SWAY BAR
STABILISATOR BARRE ANTI-ROULIS
 mm

SWAY BAR LINK
STABILISATOR HEBELLÄNGE ATTACHE DE LA BARRE ANTI-ROULIS
 mm

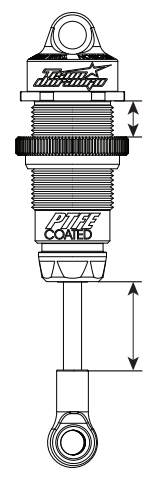
WISHBONE DROOP*
AUSFEDERWEG AXSE DROOP DES TRIANGLES ARRIÈRES
 mm

NOTES
NOTIZEN REMARQUES

FRONT VORN AVANT



FRONT SHOCKS VORNE DÄMPFER AMORTISSEURS AVANTS



SPRINGS
FEDERN RESSORTS

REBOUND
REBOUND REBOND
 %

PRELOAD
FEDERVORSPANNUNG PRECONTRAINTÉ
 mm

OIL WT.
ÖLVISKOSITÄT VISCOSITÉ
 cst

PISTON
KOLBEN PISTON

LENGTH
LÄNGE LONGUEUR
 mm

NOTES
NOTIZEN REMARQUES

RIDE HEIGHT
BODENFREIHEIT GARDE AU SOL
 mm

CAMBER ANGLE
STURZ ANGLE DE CORROSSAGE
 °

DIFF. OIL
DIFF. ÖL HUILE DE DIFF.
 cst

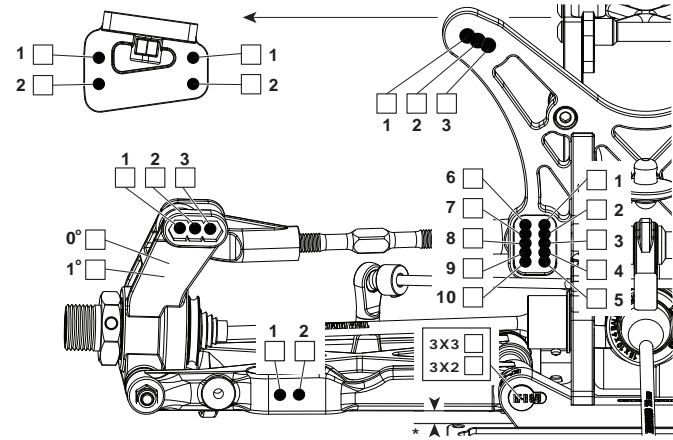
SWAY BAR
STABILISATOR BARRE ANTI-ROULIS
 mm

SWAY BAR LINK
STABILISATOR HEBELLÄNGE ATTACHE DE LA BARRE ANTI-ROULIS
 mm

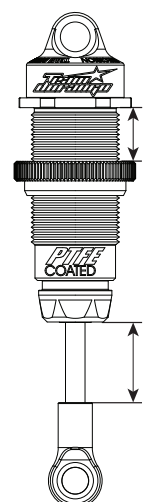
WISHBONE DROOP*
AUSFEDERWEG AXSE DROOP DES TRIANGLES ARRIÈRES
 mm

NOTES
NOTIZEN REMARQUES

REAR HINTEN ARRIÈRE



REAR SHOCKS HINTEN DÄMPFER AMORTISSEURS ARRIÈRES



SPRINGS
FEDERN RESSORTS

REBOUND
REBOUND REBOND
 %

PRELOAD
FEDERVORSPANNUNG PRECONTRAINTÉ
 mm

OIL WT.
ÖLVISKOSITÄT VISCOSITÉ
 cst

PISTON
KOLBEN PISTON

LENGTH
LÄNGE LONGUEUR
 mm

NOTES
NOTIZEN REMARQUES

MOTOR
MOTOR MOTEUR

SPUR GEAR
HÄUPTZAHNRAD COURONNE

PINION GEAR
RITZEL PIGNON

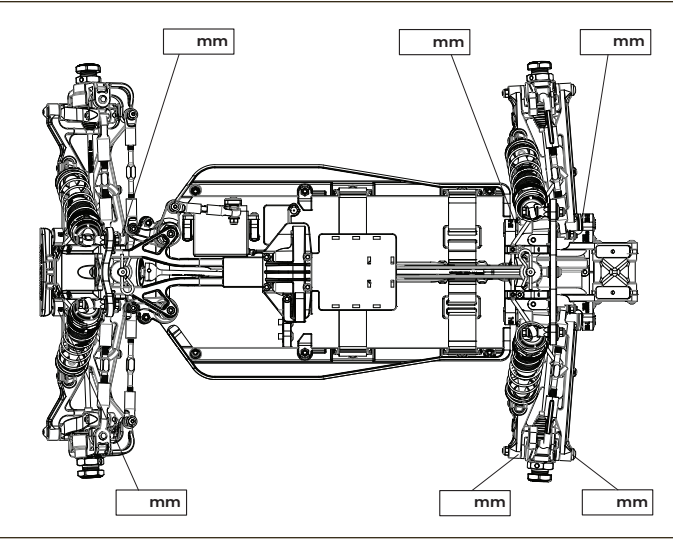
BATTERY
AKKU ACCUMULATEUR

ESC SETTINGS
REGLER PROGRAMM RÉGLAGE DU VARIATEUR

DIFF. OIL
DIFF. ÖL HUILE DE DIFF.
 cst

WING
FLÜGEL TYPE D'AILERON

BODY
KÖRPER CARROSSERIE



TYRES REIFEN PNEUS

FRONT	REAR	
BRAND	HERSTELLER	MARQUE
TREAD	PROFIL	PROFIL
COMPOUND	MISCHUNG	DURETÉ
INSERT	EINLAGEN	MOUSSE
WHEEL	FELGE	JANTE
NOTES	NOTIZEN	REMARQUES

RESULTS PLATZIERUNG RÉSULTAT QUALIFYING POSITION VORLAUFERGEBNIS POSITION EN QUALIFICATION FINAL POSITION ENDPLATZIERUNG POSITION FINALE

AVERAGE LAP DURCHSCHNITTZEIT TEMPS AU TOUR MOYEN **BEST LAP** SCHNELLSTE ROUNDE MEILLEUR TEMPS AU TOUR **RACE TIME** RENNDAUER DURÉE DE LA COURSE



Further set-ups can be found online @:<http://www.team-durango.com/in-the-pits.php>



TEAM DURANGO **DEX408**

SETUP SHEET

NAME ドライバー 姓名 DATE 日付 日期 セットアップシート 設定表 設定表 V1.0 A

EVENT イベント名 比賽項目 TRACK サーキット 跑馬場 AIR TEMP. 気温 温度 °

TRACK SIZE コースサイズ 場地面积 SURFACE 路面 地質 GRIP トラクションレベル 抓地力 CONDITIONS コンディション 天氣

RIDE HEIGHT 車高 車高 mm

CAMBER ANGLE キャンバー角 傾角 °

TOE IN/OUT トー角 束角 +/- °

DIFF. OIL デフオイル 差速油 cst

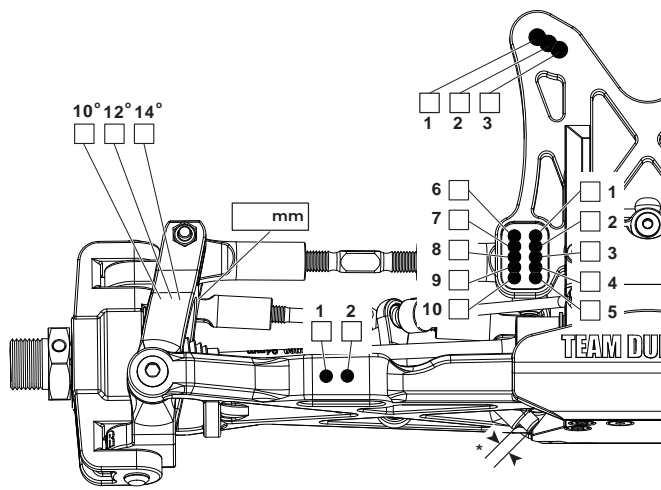
SWAY BAR スタビライザー 防傾杆 mm

SWAY BAR LINK スタビライザーリンク 防傾連杆長度 mm

WISHBONE DROOP* ドループ 尾搖臂下限 mm

NOTES メモ 備註

FRONT フロント 前前



RIDE HEIGHT 車高 車高 mm

CAMBER ANGLE キャンバー角 傾角 °

DIFF. OIL デフオイル 差速油 cst

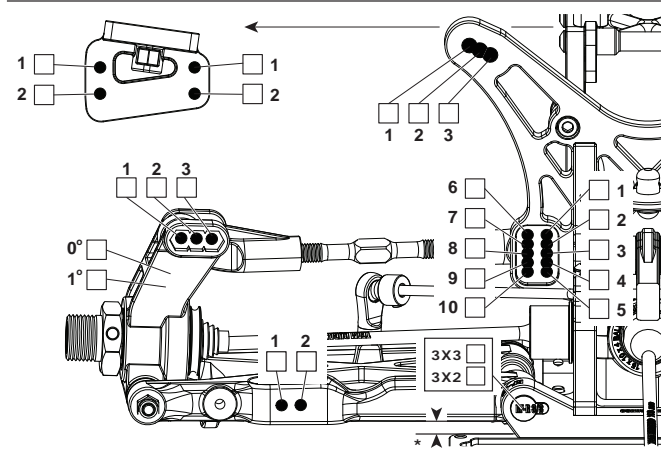
SWAY BAR スタビライザー 防傾杆 mm

SWAY BAR LINK スタビライザーリンク 防傾連杆長度 mm

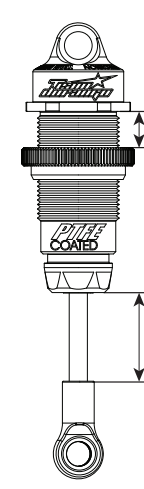
WISHBONE DROOP* ドループ 尾搖臂下限 mm

NOTES メモ 備註

REAR リア 后後



FRONT SHOCKS フロント ショック 前避震機



SPRINGS スプリング 彈簧

REBOUND リバウンド 回彈 %

PRELOAD プリロード 彈簧預壓 mm

OIL WT. ショックオイル 避震油 cst

PISTON ピストン 活塞

LENGTH シャフト長 長度 mm

NOTES メモ 備註

REAR SHOCKS リア ショック 後避震機



SPRINGS スプリング 彈簧

REBOUND リバウンド 回彈 %

PRELOAD プリロード 彈簧預壓 mm

OIL WT. ショックオイル 避震油 cst

PISTON ピストン 活塞

LENGTH シャフト長 長度 mm

NOTES メモ 備註

MOTOR モーター 马达 馬達

SPUR GEAR スパーギア 大齒

PINION GEAR ピニオンギア 馬達齒

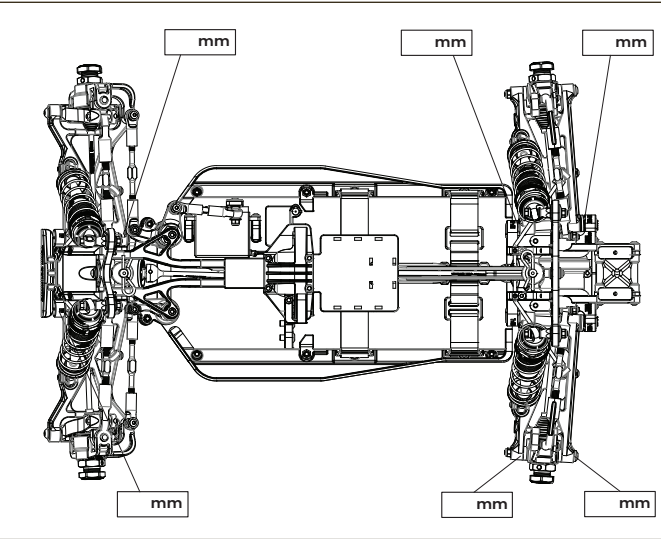
BATTERY バッテリー 電池

ESC SETTINGS ESCセッティング 電調設定 電調設定

DIFF. OIL デフオイル 差速油 cst

WING ウイング 尾定風翼

BODY ボディ 機構



TYRES タイヤ 輪胎 輪胎

FRONT | **REAR**

BRAND ブランド 輪胎品牌 輪胎品牌

TREAD トレッド 備註 備註

COMPOUND コンパウンド 輪胎物料 輪胎物料

INSERT インサート 胎胆 胎膽

WHEEL ホイール 輪圈 輪圈

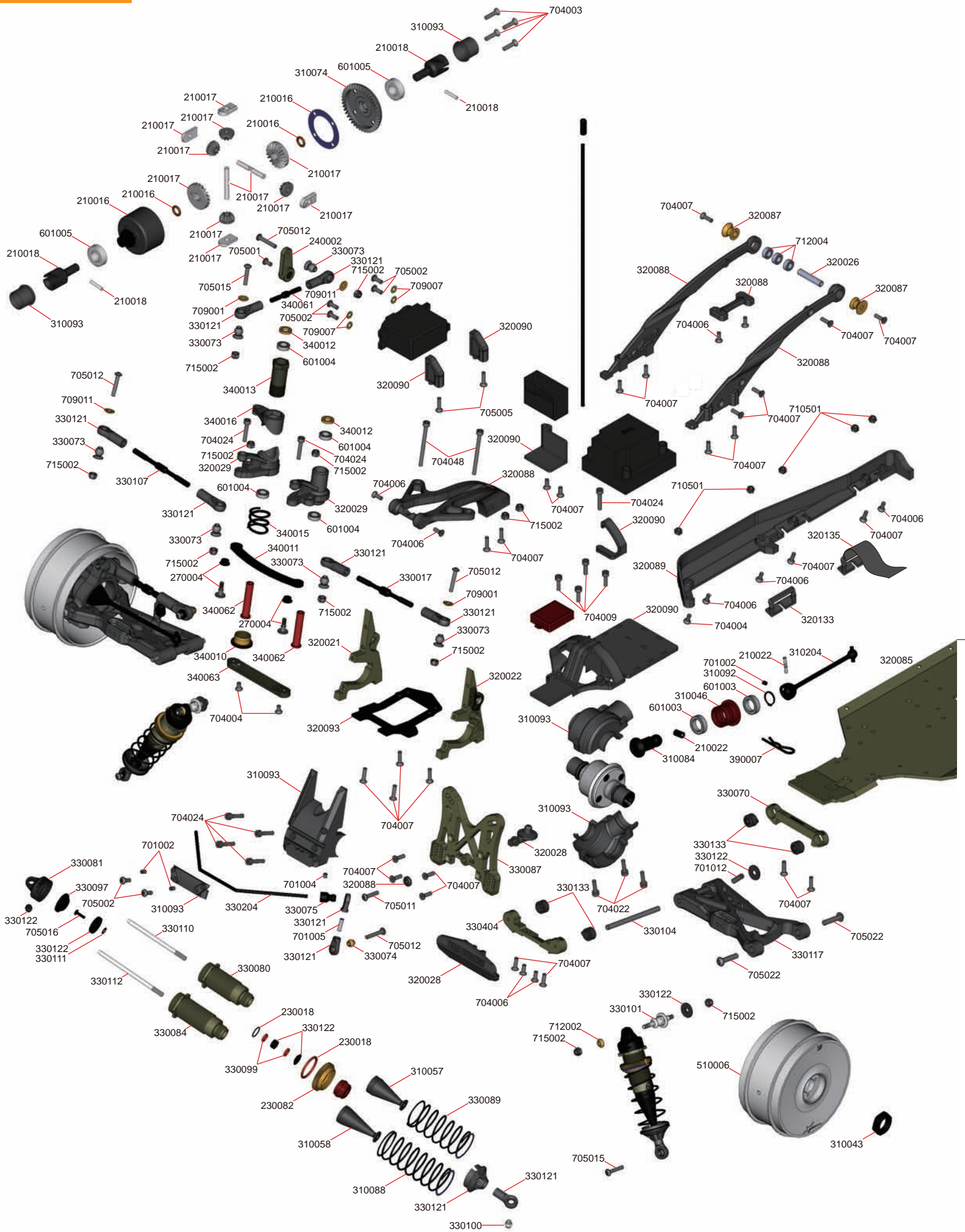
NOTES メモ 備註 備註

RESULTS 結果 賽果 賽果 **QUALIFYING POSITION** 予選結果 預賽排名 預賽排名 **FINAL POSITION** 決勝結果 決賽排名 決賽排名

AVERAGE LAP 平均ラップ 平均圈速 平均圈速 **BEST LAP** ベストラップ 最佳圈速 最佳圈速 **RACE TIME** レースタイム 完成時間 完成時間

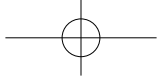


Exploded View



DEX408





DEX408



Parts List-Standard Parts

Parts#	Description	Parts#	Description
TTD210016	DIFF HOUSING SET	TD330104	HINGE PIN INNER 59mm (2pcs)
TD210017	DIFF GEAR & SHAFT SET	TD330105	HINGE PIN REAR OUTER (2pcs)
TD210018	DIFF OUTDRIVE SET (FRONT & REAR)	TD330106	KINGPIN (2pcs)
TD210020	FRONT DRIVESHAFT SET (1 PAIR)	TD330107	TURNBUCKLE M4x60mm (2pcs)
TD210021	REAR DRIVESHAFT SET (1 PAIR)	TD330110	FRONT SHOCK SHAFT (2pcs)
TD210023	COMPLETE DIFF SET (FRONT OR REAR)	TD330111	SHOCK PISTON WASHER (10pcs)
TD210026	DIFF SEAL SET	TD330112	REAR SHOCK SHAFT (2pcs)
TD210027	DRIVESHAFT COUPLING SET (FRONT OR REAR)	TD330117	FRONT SUSPENSION ARMS
TD210028	WHEEL HEX SET (1 PAIR)	TD330118	REAR SUSPENSION ARMS
TD210030	DRIVESHAFT COUPLING SET (MID DRIVESHAFT)	TD330119	STEERING KNUCKLES (LEFT & RIGHT)
TD220004	REAR STIFFENER MOUNTING SET	TD330120	REAR HUB CARRIER SET (0 & 1 DEGREE)
TD230015	FRONT SHOCK SET (1 PAIR)	TD330121	PLASTIC BALL ENDS
TD230016	REAR SHOCK SET (1 PAIR)	TD330122	PLASTIC SHOCK PARTS & SHIMS
TD230018	SHOCK O-RING SET (4 SHOCKS)	TD330131	C-HUBS 10 DEGREES (LEFT & RIGHT)
TD240002	SERVO HORN & STEERING PARTS SET	TD330132	C-HUBS 14 DEGREES (LEFT & RIGHT)
TD260003	HUB BEARING SET	TD330133	SUSPENSION MOUNT INSERT SET
TD270004	STEERING PLATE FITTINGS SET	TD330204	ANTI-ROLL BAR FRONT 2.6mm
TD310043	WHEEL NUT (4pcs)	TD330209	ANTI-ROLL BAR REAR 2.6mm
TD310046	GEAR BEARING TUBE	TD330404	SUSPENSION MOUNT ALUMINIUM FF
TD310057	SHOCK BOOT FRONT (2pcs)	TD340010	SERVO SAVER NUT (1pc)
TD310058	SHOCK BOOT REAR (2pcs)	TD340011	STEERING PLATE
TD310059	CVD BOOT (4pcs)	TD340012	STEERING ARM SPACER (2pcs)
TD310064	REAR DRIVESHAFT (1pc)	TD340013	SERVO SAVER SHAFT
TD310065	WHEEL AXLE (1pc)	TD340015	SERVO SAVER SPRING
TD310066	FRONT DRIVESHAFT (1pc)	TD340061	TURNBUCKLE M3x30mm (1pc)
TD310074	DIFF RING GEAR 43T (1pc)	TD340062	STEERING POST (2pcs)
TD310084	INPUT GEAR (1pc)	TD340063	STEERING TRAY
TD310087	WHEEL HEX PIN (10pcs)	TD390001	ANTENNA TUBE & CAP (1pc)
TD310092	MID SHAFT SNAP RING (10pcs)	TD390004	DIFF OIL 2000cst
TD310093	GEARBOX SET	TD390006	THREAD LOCK
TD310204	MID DRIVESHAFT FRONT (1pc)	TD390007	BODY CLIP (10pcs)
TD310205	MID DRIVESHAFT REAR (1pc)	TD390017	GEAR GREASE
TD310206	DIFF OUTDRIVE (CENTRE DIFF)(2pcs)	TD390021	HEX-WRENCH SET (4pcs)
TD310207	SPUR GEAR 60T (1M)	TD390032	DIFF OIL 7000cst
TD310267	CENTRE DIFF HEX BUSH (2pcs)	TD390045	SHOCK OIL 600cst
TD320011	FRONT BULKHEAD (RIGHT)	TD406001	DEX408 CLEAR BODY SET (Included DECALS & MASKS)
TD320012	REAR BULKHEAD (LEFT)	TD480009	REAR WING
TD320014	REAR BULKHEAD (RIGHT)	TD490014	DEX408 DECAL SHEET
TD320022	FRONT BULKHEAD (LEFT)	TD510006	WHEEL RIM WHITE (2pcs)
TD320028	BUMPER, BODY MOUNT & WING MOUNT SET	TD601003	BALL BEARING : 4PCS (10x15x4mm)
TD320083	MOTOR PLATE	TD601004	BALL BEARING 6x10x3mm (4pcs)
TD320085	MAIN CHASSIS PLATE	TD601005	BALL BEARING 8x16x5mm (4pcs)
TD320086	MID GEAR PLATE	TD601007	BALL BEARING 12x18x4mm (4pcs)
TD320087	REAR STIFFENER BUSHING (2pcs)	TD701002	SETSCREW M3x4mm (10pcs)
TD320088	FRONT & REAR STIFFENER SET	TD701003	SETSCREW M3x5mm (10pcs)
TD320089	CHASSIS SIDE RAIL SET	TD701004	SETSCREW M3x3mm (10pcs)
TD320090	MID GEAR TOP PLATE, RADIO PLATE & SERVO MOUNT	TD701005	SETSCREW M3x10mm (10pcs)
TD320092	FRONT DISTANCE PLATE	TD701009	SET SCREW M4x5mm (10pcs)
TD320093	REAR DISTANCE PLATE	TD701012	SET SCREW M4x12mm (10pcs)
TD320135	BATTERY STAP SET	TD704003	FLAT HEAD HEX CS SCREW M3x12mm (10pcs)
TD320140	MID GEAR PLATE	TD704004	FLAT HEAD HEX CS SCREW M3x6mm (10pcs)
TD330070	SUSPENSION MOUNT ALUMINIUM FR	TD704006	FLAT HEAD HEX CS SCREW M3x8mm (10pcs)
TD330071	SUSPENSION MOUNT REAR LEFT	TD704007	FLAT HEAD HEX CS SCREW M3x10mm (10pcs)
TD330072	SUSPENSION MOUNT RF	TD704009	CAP HEAD HEX SCREW M3x10mm (10pcs)
TD330073	PIVOT BALL A-TYPE	TD704014	FLAT HEAD HEX CS SCREW M3x20mm (10pcs)
TD330074	ANTI-ROLL BAR BALL (4pcs)	TD704022	CAP HEAD HEX SCREW M3x12mm (10pcs)
TD330075	ANTI-ROLL BAR PIVOT BALL	TD704024	CAP HEAD HEX SCREW M3x16mm (10pcs)
TD330076	SUSPENSION ARM BUSHING (4pcs)	TD704048	CAP HEAD HEX SCREW M3x36mm (10pcs)
TD330078	SUSPENSION MOUNT REAR RIGHT	TD705001	BUTTON HEAD HEX SCREW M3x6mm (10pcs)
TD330079	REAR SUSPENSION PLATE	TD705002	BUTTON HEAD HEX SCREW M3x8mm (10pcs)
TD330080	SHOCK BODY ALUMINIUM FRONT	TD705011	BUTTON HEAD HEX SCREW M3x14mm (10pcs)
TD330081	SHOCK CAP ALUMINIUM	TD705012	BUTTON HEAD HEX SCREW M3x18mm (10pcs)
TD330082	SHOCK PRELOAD NUT & O-RING (PAIR)	TD705013	BUTTON HEAD HEX SCREW M3x22mm (10pcs)
TD330083	SHOCK SEAL CAP (1pc)	TD705014	BUTTON HEAD HEX SCREW M3x20mm (10pcs)
TD330084	SHOCK BODY ALUMINIUM REAR	TD705015	BUTTON HEAD HEX SCREW M3x16mm (10pcs)
TD330086	REAR SHOCK TOWER	TD705016	BUTTON HEAD HEX SCREW M2.5x8mm (10pcs)
TD330087	FRONT SHOCK TOWER	TD705022	BUTTON HEAD HEX SCREW M4x18mm (10pcs)
TD330088	SHOCK SPRINGS: REAR BLUE (2pcs)	TD705031	BUTTON HEAD HEX SCREW M4x8mm (10pcs)
TD330089	SHOCK SPRINGS: FRONT BLUE (2pcs)	TD709007	SERVO WASHER ALUMINIUM 6x3x0.5mm
TD330097	SHOCK DIAPHRAGM (4pcs)	TD709011	PIVOT BALL BUSHING (10pcs)
TD330099	SHOCK SEAL O-RING (8pcs)	TD709022	SHIM 8.0x10.0x0.1mm (10pcs)
TD330100	PIVOT BALL G-TYPE (4pcs)	TD709023	SHIM 13.0x16.0x0.1mm (10pcs)
TD330101	SHOCK MOUNT (2pcs)	TD709030	SHIM 4.0x8.0x1.2mm (10pcs)
TD330102	TURNBUCKLE M5x64mm (2pcs)	TD712002	PIVOT BALL BUSHING : CONICAL 7x3x2mm (10pcs)
TD330103	TURNBUCKLE M5x48mm (2pcs)	TD715001	LOCK NUT M3: LOW PROFILE (10pcs)
		TD715002	LOCKNUT M3: STANDARD (10PCS)

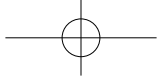


Parts List-Option Parts


Parts#	Description
TD230014	ANTI-ROLL BAR TUNING SET FRONT
TD230019	SPRING TUNING SET FRONT (8 PAIRS)
TD230020	SPRING TUNING SET REAR (8 PAIRS)
TD230021	ANTI-ROLL BAR TUNING SET REAR
TD310210	WHEEL AXLE ALUMINIUM (2pcs)
TD310214	TURNBUCKLE M5x64MM ALUMINIUM (2pcs)
TD310215	TURNBUCKLE M4x60MM ALUMINIUM (2pcs)
TD310216	TURNBUCKLE M5x48MM ALUMINIUM (2pcs)
TD310218	ALUMINIUM REAR DIFF RETAINER (PAIR)
TD310261	WHEEL ADAPTOR +2mm (2pcs)
TD330085	SHOCK MOUNT SHIM ALUMINIUM (4pcs)
TD330182	PIVOT BALL A-TYPE ALUMINIUM (2pcs)
TD330184	CARBON FIBRE SHOCK TOWER FRONT
TD330185	CARBON FIBRE SHOCK TOWER REAR
TD330187	SHOCK SPRINGS: FRONT BLACK (2pcs)
TD330188	SHOCK SPRINGS: FRONT GREY (2pcs)
TD330189	SHOCK SPRINGS: FRONT GREEN (2pcs)
TD330190	SHOCK SPRINGS: FRONT ORANGE (2pcs)
TD330191	SHOCK SPRINGS: FRONT RED (2pcs)
TD330192	SHOCK SPRINGS: FRONT YELLOW (2pcs)
TD330193	SHOCK SPRINGS: FRONT WHITE (2pcs)
TD330194	SHOCK SPRINGS: REAR BLACK (2pcs)
TD330195	SHOCK SPRINGS: REAR GREY (2pcs)
TD330196	SHOCK SPRINGS: REAR GREEN (2pcs)
TD330197	SHOCK SPRINGS: REAR ORANGE (2pcs)
TD330198	SHOCK SPRINGS: REAR RED (2pcs)
TD330199	SHOCK SPRINGS: REAR YELLOW (2pcs)
TD330200	SHOCK SPRINGS: REAR WHITE (2pcs)
TD330201	ANTI-ROLL BAR FRONT 2.0mm
TD330202	ANTI-ROLL BAR FRONT 2.2mm
TD330203	ANTI-ROLL BAR FRONT 2.4mm
TD330205	ANTI-ROLL BAR FRONT 2.8mm
TD330206	ANTI-ROLL BAR REAR 2.0mm
TD330207	ANTI-ROLL BAR REAR 2.2mm
TD330208	ANTI-ROLL BAR REAR 2.4mm
TD330210	ANTI-ROLL BAR REAR 2.8mm
TD330259	TITANIUM NITRIDE FRONT SHOCK SHAFT DNX408 BLACK (2pcs)
TD330260	TITANIUM NITRIDE REAR SHOCK SHAFT DNX408 BLACK (2pcs)
TD330300	VENTED SHOCK CAP (1pc)
TD330303	TOE-IN AND KICK-UP INSERTS
TD330333	TITANIUM NITRIDE FRONT SHOCK SHAFT DNX408 GOLD (2pcs)
TD330334	TITANIUM NITRIDE REAR SHOCK SHAFT DNX408 GOLD (2pcs)
TD340023	ALUMINIUM SERVO ARM (23T Sanwa/KO/JR)
TD340026	SUSPENSION ARM BUSHING ALUMINIUM (4pcs)
TD340064	ALUMINIUM SERVO ARM (25T Futaba/Savox/Ace)
TD390004	DIFF OIL 2000cst
TD390023	SHOCK OIL 250cst
TD390029	DIFF OIL 1000cst
TD390030	DIFF OIL 3000cst
TD390031	DIFF OIL 5000cst
TD390032	DIFF OIL 7000cst
TD390033	DIFF OIL 10000cst
TD390034	DIFF OIL 12500cst
TD390035	DIFF OIL 15000cst
TD390036	DIFF OIL 17500cst
TD390037	DIFF OIL 20000cst
TD390038	SHOCK OIL 200cst
TD390039	SHOCK OIL 300cst
TD390040	SHOCK OIL 350cst
TD390041	SHOCK OIL 400cst
TD390042	SHOCK OIL 450cst
TD390043	SHOCK OIL 500cst
TD390044	SHOCK OIL 550cst
TD390045	SHOCK OIL 600cst
TD390046	SHOCK OIL 650cst
TD390047	SHOCK OIL 700cst
TD390053	TEAM DURANGO DIFF OIL SET (10pcs)
TD390054	TEAM DURANGO SHOCK OIL SET (11pcs)
TD390297	C-HUBS 12 DEGREES (LEFT & RIGHT)
TD510008	WHEEL RIM YELLOW(2pcs)
TD709013	WING WASHER (ALUMINIUM) 2pcs

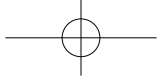
DEX408






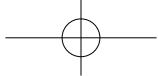
Notes






Notes





Notes





Team Durango Ltd

Team Durango Ltd is registered in Derbyshire, England, UK

Internet:

www.team-durango.com
support@team-durango.com

The contents of this owner's manual and all associated material are copyright © Team Durango Ltd. No part of this owner's manual or associated material may be reproduced or distributed in any medium or media without the express, written permission of Team Durango Ltd.

Team Durango Ltd

Team Durango Ltd is in Derbyshire, England, Großbritannien registriert

Internet:

www.team-durango.com
support@team-durango.com

Der Inhalt dieser Bauanleitung und alles dazugehörige Material unterstehen dem Copyright Team Durango Ltd.

Kein Teil dieser Bauanleitung, oder dazugehöriges Material darf weder kopiert, oder in jegliches Medium vertrieben werden, ohne die schriftliche Zustimmung von Team Durango Ltd.

Team Durango Ltd

Team Durango Ltd 登記住所 : Derbyshire, England, UK

ウェブサイト:

www.team-durango.com
support@team-durango.com

本書の内容は著作権法により保護されています。

本書の内容の一部または全部をTeam Durango Ltdによる

書面の許可無しに無断転載する事を禁止します。

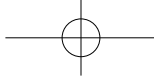
Team Durango 連絡情報

Team Durango的联络地址: Derbyshire, England, UK

网络信息:

www.team-durango.com
support@team-durango.com

本说明书与其相关信息内容, 其所有权由Team Durango所有。未经Team Durango许可, 禁止以任何形式转载



B10005-V1.0



www.team-durango.com

All rights reserved. © Copyright Team Durango 2011.

