

DEST 210R



Team Durango
SERIOUS ABOUT RACING

Contents

Before you begin	.3.
Assembly	.3.
Safety Notes – IMPORTANT	.4.
Symbol Reference Key	.7.
Assembly Instructions	.9.
Setup Sheet	.54.
Exploded View	.56.
Parts List Standard Parts	.68.
Parts List Option Parts	.70.
ARRMA Durango Ltd	.75.

目次

はじめに	.3.
組立て前に	.3.
安全のために – 重要 !	.4.
シンボルリファレンス	.7.
組立て	.9.
Setup Sheet	.54.
展開図	.56.
パーツリスト	.68.
オプションパーツリスト	.70.
ARRMA Durango Ltd	.75.

Inhaltsverzeichnis

Bevor Sie anfangen	.3.
Zusammenbau	.3.
Sicherheitswarnungen – WICHTIG	.4.
Symbol Schlüssel	.7.
Montage Anleitung	.9.
Setup Sheet	.54.
Explosionsansicht	.56.
Ersatzteilleiste	.68.
Tuningteilleiste	.70.
ARRMA Durango Ltd	.75.

目錄

組裝前說明	.3.
組裝	.3.
安全須知 – 重要 !	.4.
說明書符號說明	.7.
組裝步驟	.9.
Setup Sheet	.54.
爆炸圖	.56.
一般件零件表	.68.
改裝件零件表	.70.
ARRMA Durango 連絡信息	.75.

Before you begin Bevor Sie anfangen はじめに 組立前説明

This manual contains detailed step-by-step instructions to show you how to assemble and set-up your new DEST210R for optimum performance. We want you to get the most out of your new racing machine, so we suggest that you read this manual through, from cover to cover, before beginning assembly. All Team Durango products are manufactured to the highest possible standards, so should you find any parts difficult to assemble, please check that you are assembling them correctly.

If you don't follow these instructions exactly, you may damage parts of your DEST210R.

If, for any reason, you decide that you do not want your DEST210R, **you must not begin assembly.** Your DEST210R cannot be returned to your Team Durango dealer for a refund or exchange if it has been fully or partially assembled.

Diese Bauanleitung beinhaltet detaillierte Step by Step Anweisungen, die Ihnen zeigen, wie Sie Ihren neuen DEST210R zusammenbauen und einstellen müssen, um die optimale Leistung zu erreichen. Wir möchten, dass Sie das Maximum aus Ihrer neuen Renn-Maschine herausholen können und bitten Sie, diese Bauanleitung vorn bis hinten durchzulesen, bevor Sie mit dem Zusammenbau beginnen. Alle Team Durango Produkte werden in den höchstmöglichen Standards produziert. Sollten Sie ein schwierig zu montierendes Bauteil finden, prüfen Sie bitte, ob es sich um das richtige Teil handelt und ob Sie es richtig montiert haben. Wenn Sie Ihr Fahrzeug nicht nach der Bauanleitung zusammenbauen, könnten Sie Ihren DEST210R beschädigen.

Wenn Sie aus bestimmten Gründen Ihren DEST210R nicht haben wollen, müssen Sie ihn nicht zusammenbauen. Ihr DEX kann nicht von Ihrem Team Durango Händler zurück genommen werden, wenn das Fahrzeug ganz, oder auch teilweise montiert wurde.

このマニュアルではDEST210Rの組立てに必要な説明をステップバイステップで行い、更に最高のパフォーマンスを引き出す組立方法を記載しています。本製品はこれまでのレーシングマシンとは一線を画す全く新しいマシンですので、組立前に本マニュアルを全ページ読まれる事をお薦めします。Team Durangoの全てのマシンは高い品質管理の元に製造

されている為、万一組立の際にうまく組付けが出来ない場合には説明書通りの手順で組立てられているか確認してください。

本説明書通りに組付けを行わなかった場合、DEST210Rのパーツを破損する恐れがあります。

万一、何らかの理由でDEST210Rを返品される場合には組立を始めないでください。DEST210Rはその全部又は一部でも組立てられていると返金・交換には一切応じられませんのでご注意ください。

本说明书有详细的组装与调校教学，您可依照说明书的教学，来完成最适合您操作的车体设定。我们希望您能够调校出属于您的绝佳设定，所以在开始组装前，请务必先详读说明书的组装与调校教学。所有的Team Durango都是以顶级的生产标准加工制成的，所以，当您发现在组装上有任何问题的时候，请您再核对您的说明书内容，确定您是以正确的组装方式来进行组装。

若是以说明书教学以外的方式来加工或组装，您的DEST210R可能会因错误的组装方式而导致不必要的损伤。若您因为某些需求而需要退还您的DEST210R，则请勿有任何组装动作。所有的Team Durango的贩卖商均不对已组装使用的产品负起更换或退还责任。

Assembly Zusammenbau 組立て前に 組装

Contained in your DEST210R box are different parts bags. Each bag is marked with a number. Within each bag are all the parts required to complete a build-stage of the kit. As noted in 'Before you begin' (above), you must ensure that you only open one bag at a time, following the correct sequence of assembly.

Before starting each build-stage, check that you have the right quantity and size of items for the build-stage. To assist you with the assembly of your DEST210R, we have included full-size images of all the hardware parts laid out, so that you can place items on top of the images to check they are the correct size/length. Other items, such as those found on the mould tree, are also shown, but are not full-size.



Der Inhalt Ihres DEST210R Baukastens enthält verschiedene Teile-Beutel. Jeder Beutel ist mit einer Nummer markiert. In jedem Beutel sind genau die Teile, die Sie für den Zusammenbau eines Bauabschnittes benötigen. Stellen Sie sicher, dass jeweils immer nur ein Beutel geöffnet ist, folgend der Baustufen.

Bevor Sie mit dem Zusammenbau beginnen, stellen Sie sicher, dass alle benötigten Teile im Beutel enthalten sind. Um Ihnen zu helfen, haben wir alle Teile in Originalgröße abgebildet. So können Sie Ihre Teile im Zweifel auf die Abbildung legen, um die Größe/Dimension zu prüfen. Andere Teile, wie Teile eines Plastik-Baums sind auch zu sehen, aber nicht in voller Größe.

DEST210Rのボックスにはそれぞれの組立てステップに応じたパーツバッグが入っております。それぞれのパーツバッグには番号がマークされています。各バッグにはそれぞれの組立ステージに応じたパーツが必要なものだけパッケージされています。各組立ステージに必要なパーツバッグだけをステップに応じて開封してください。

各組立ステージを開始する前に使用するパーツが必要数入っているか確認してください。本説明書には各パーツの実物大画像を記載しています。正しいパーツ（サイズ）かどうか不安な場合にはこの画像に実際のパーツを重ね合わせる事で確認が可能ですので活用してください。

您的DEST210R由不同的零件包将各项零件分开包装。每个零件包都有标示编号，每个零件包都是一个单一组成程序所转化的。如同「组装前说明」所提到，请确定您每次的组装程序都只开启需要的零件包，并遵照教学内容指示进行组装程序。

在组装之前，请先确认您的零件数量与规格都和说明书的指示一样。为了更有效地协助您完成DEST210R的组装，我们会在说明书上印出与零件实际尺寸相同的示意图，以便您比对零件的规格尺寸是否正确。由于塑料零件的尺寸偏大且易于辨识，我们将只展示其相关示意图但不会以实际比例展出。

Safety Notes – IMPORTANT

THIS KIT IS NOT A TOY.

This kit is not intended for use by anyone under the age of 14. For anyone under 14, adult supervision and assistance is recommended when building and operating the kit.

This kit is a high-performance radio controlled model racing product and could cause harm and personal injury. ARRMA Durango Ltd accept no responsibility for any injuries caused by using or making this kit. This kit is designed for use on r/c car race tracks. It should not be used in general public areas. ARRMA Durango Ltd accept no responsibility for any injuries caused by making or using this kit.

Please read this manual carefully to understand which ancillary items (tools, electrics, electronics etc) are used with this kit. ARRMA Durango Ltd accept no responsibility for the operation of any such ancillary items.

It is entirely the owner's responsibility to ensure this product is in good working order before operation.

Many of the items in this kit are small enough to be accidentally swallowed and are, therefore, potential choking hazards, making them potentially fatal. Please ensure that when assembling the kit, you do so out of the reach of small/young children.

All liquids etc contained in the kit are not intended for human consumption. Should you swallow any of the fluids supplied with the kit (such as shock oil, differential grease etc), please consult a physician immediately. Some of these liquids etc are flammable. Never smoke, cause sparks or excessive heat near these items. ARRMA Durango Ltd accept no responsibility for any injuries caused by any of the parts contained within or required to make the kit.

Never touch rotating parts of the car as this may cause injury.

Do not run your car in poor light or if it goes out of sight. Any impairment to your vision may result in damage to your car or, worse, injury to others or their property.

As a radio controlled device, your car is subject to radio interference from things beyond your control. Any such interference may cause a loss of control of your car, so please consider this possibility at all times.

Sicherheitswarnungen – WICHTIG

Dieses Fahrzeug ist kein Spielzeug

Dieser Baukasten ist nicht geeignet für Jugendliche unter 14 Jahren. Bei Jugendlichen unter 14 Jahren muss eine erwachsene Person für den Zusammenbau und den Betrieb des Modells anwesend sein.

Dieses Modell ist ein Hochleistung Wettbewerbsfahrzeug und könnte erheblichen Schaden und Verletzungen hervorrufen. ARRMA Durango Ltd übernimmt keinerlei Haftung für eventuelle Schaden, die beim Zusammenbau, oder Betrieb des Modells hervorgerufen werden.

Dieses Modell ist für den Betrieb auf Rennstrecken ausgelegt. Es sollte nicht auf öffentlichen Bereichen betrieben werden. ARRMA Durango Ltd übernimmt keine Verantwortung für den Zusammenbau, oder Betrieb dieses Modells.

Bitte lesen Sie die Bauanleitung genau durch, um sicherzustellen, welche weiteren Werkzeuge, oder Elektronik zum Zusammenbau und Betrieb des Modells notwendig sind. Team Durango übernimmt keine Verantwortung für den Gebrauch dieser zusätzlichen Gegenstände.

Für den einwandfreien Zusammenbau und Betrieb ist Modells ist alleinig der Besitzer verantwortlich.

Einige der Bauteile sind sehr klein und könnten eingeatmet werden, was Erstickungen hervorrufen könnte. Stellen Sie sicher, dass keine Kleinkinder in die Nähe des Arbeitsbereichs kommen können.

Alle Flüssigkeiten des Baukastens sind nicht zum Verzehr geeignet. Sollten Sie eine Flüssigkeit versehentlich verschlucken, begeben Sie sich sofort zum Arzt.

Einige Teile des Baukastens sind leicht entzündlich. Rauchen Sie niemals beim Zusammenbau und Betrieb dieses Modells. Funken könnten Teile des Modells entzünden. ARRMA Durango Ltd übernimmt keine Verantwortung für Verletzungen, die während des Zusammenbaus, oder Betrieb des Modells durch diese Dinge hervorgerufen werden können.

Berühren Sie niemals rotierende Teile des Modells. Dies könnte ernsthafte Verletzungen hervorrufen.

Betreiben Sie niemals das Modell bei schlechten Licht, oder wenn es außer Sichtweite ist. Jede Störung Ihrer Sicht, kann Ihr Modell beschädigen, oder schlimmer noch, Personen, oder Eigentum beschädigen.

Als ferngesteuertes Modell kann Ihr Modell Interferenzen ausgesetzt sein, die die Kontrolle des Modells stören können. Jegliche Interferenz kann Ihr Modell außer Kontrolle bringen. Bitte beachten Sie stets diesen Umstand.

安全のために -重要!

このキットは玩具ではありません

本製品の推奨年齢は14歳以上です。13歳以下のお子様は組立・ご使用になる場合には必ず保護者の監督・補助の元で作業を進めてください。

本製品は高性能な競技用のラジオコントロールカーです。使用方法を誤りますと怪我をする恐れがあります。ARRMA Durango Ltdは本製品を組立中、使用中に発生したいかなる怪我に対して責任を負うものではありません。

本製品はサーキット走行向けにデザインされており公共の場所（公園・駐車場等）での走行には適しません。

組立前に本マニュアルをお読み頂き、どのような工具・パーツが必要か理解して下さい。ARRMA Durango Ltdは組立時に使用した工具等によるいかなる怪我・損害に対して責任を負うものではありません。

走行前には必ず本製品のチェックを行い、安全を確認してから走行を開始してください。R/Cカーの走行は全てお客様の責任の元に行ってください。

本製品は多数の小さなパーツを含んでおり、誤飲しますと窒息の可能性がありますが大変危険です。組立の際には必ず小さなお子様の手の届かない場所で作業してください。

本製品に含まれる液体・その他は飲物ではありません。万が一これら（ショックオイル、デフグリス等）を誤飲した場合にはすぐに医師の診察を受けてください。一部の液体は可燃性です。火気・炎を近づけたり投げ入れたりしないでください。ARRMA Durango Ltdはキットに含まれるパーツや液体等で負ったいかなる怪我・損害に対して責任を負うものではありません。

回転しているパーツには怪我をする恐れがありますので絶対に触れないでください。

R/Cカーが視界の外に行った場合や薄暗い明りの元での走行は危険ですなのでおやめください。視界の悪い状態で走行を続けますと走行中のR/Cカーを破損したり、他人に怪我を負わせたり、器物を破損する危険がありますのですぐに走行を中止してください。

R/Cカーの走行中は外部から発せられた電波等によりR/Cカーがコントロールを失う危険性が常にあります。R/Cカーの走行中は常に電波障害発生の危険性を考慮しながら走行してください。

安全須知 - 重要!

本产品非玩具类商品

本产品不适用于十四岁以下儿童，若您的年龄或者使用者是低于十岁以下的儿童，请确认在任何组装与操作时，有成年人陪同以防任何不慎造成遗憾。

本产品为高性能的遥控竞速模型，因于产品特性，若操作或使用不当时，可能引发对人体的伤害。Team Durango对于任何不当组装或操作上造成的意外不具任何责任。

本产品为专对遥控车模型赛道开发的竞赛车种。请勿在一般的开放地使用本产品。Team Durango对于任何不当使用上造成的意外不具任何责任。

请务必详读并了解说明书中关于各种相关辅助工具的使用方式。Team Durango对于任何辅助工具之不当使用所造成的意外不具任何责任。

本产品的实际性能表现，为用户事前调校与组装之责任。

由于部份零件尺寸较小，可能引起幼同吞食、咀嚼造成意外；请用户在组装或使用本产品时，确保幼童远离以房意外发生。

产品运作中，请勿触碰任何运作零件以防意外。

本产品所含之各种流质部品，均非人体所能吸收消化。若您不慎勿食流质部品，请务必立即向医疗单位寻求协助。部份流质产品俱有易燃性，请勿在流质部品旁吸烟，或是从事任何会引发热源上升或火花的行为。Team Durango对于任何不当使用流质产品所造成的伤害俱不负任何责任。

请勿在光线不足或是超出您视距外的情况下使用本产品。由于视线不良所造成的意外，都可能不慎引起您的车体或者其他物品上的损害。

由于电波干扰问题，您的车体可能会被任何非您所控制的电波讯号干扰。这些干扰电波可能会造成您的车体失控，请您在开使操作本产品前，确实考虑此一干扰因素。

SERIOUS ABOUT RACING
















Symbol Reference Key Symbol Schlüssel シンボルリファレンス 说明书符号说明

The symbols below are used at various stages throughout the build of your kit. Paying close attention to these symbols, and following them properly, will ensure your kit is built properly.

Die untenstehenden Symbole werden Sie in den verschiedenen Baustufen wiederfinden. Bitte achten Sie auf diese Symbole und folgen Sie den Anweisungen, um einen korrekten Zusammenbau Ihres Modells zu gewährleisten.


下記のシンボル（記号）はキット組立の各ステージで使用されています。キットを正しく組立てる為にこれらのシンボルに注意しながら組立を進めてください。

列表中的符号将会在组装教学中出现。请您特别注意/了解这些符号的意义与出现位置。正确地遵照符号的指示，将会协助您正确地完成组装成序。

Symbol	Description (English)	Deutsch	Japanese	Chinese
	Assembly path of one item into another	Zusammenbau-Linie von einem Teil zum anderen	組付けてください	组装线/请依指示组装于另一物件上
	Press/Insert one item into another	Einsetzen, oder einpressen eines Teils in ein anderes	はめ込む/押し込む	箭头组装线/请依指示穿入零件位置
	Length after assembly	Länge nach Zusammenbau	長さ	组装零件长度
	Gap between two items	Spalt zwischen zwei Teilen	間隔	零件组装距离
	Follow arrow for direction of assembly	Folgen Sie dem Richtungspfeil beim Zusammenbau	組立ての方向に注意して下さい	请依照指式方向组装
	Follow steps in this order	Reihenfolge beachten	順序に従ってください	请依标示顺序
	This is CORRECT / This is INCORRECT	richtig / falsch	正しい / 誤り	正确程序/错误方式
	Gear grease	Getriebefett	ギアグリス	润滑油
	Silicone Grease	Silikon	デフレンシャルグリス	差速油
	Thread Lock	Schraubensicherungsmittel	ネジロック剤	螺丝缺氧胶
	Pay special attention	Besondere Bedeutung	特に注意してください	请小心处理
	Not Included in this kit	Nicht im Baukasten enthalten	このキットには含まれておりません	本产品不包含此项零件
	Use double-sided tape to secure	Mit doppelseitigem Klebeband befestigen	両面テープで固定してください	请用双面胶固定

Required items (not included in kit)

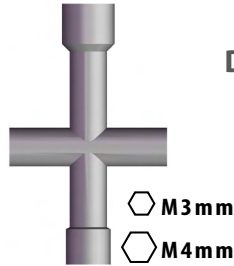
Motor



Pinion Gear




Cross Wrench



LI-PO Battery




ESC



Double-sided Tape



Shock Oil



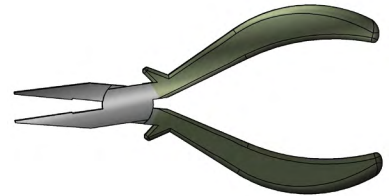
Transmitter



Receiver




Needlenose Pliers



Servo



Differential Grease



Hex Driver



- M1.3mm / M0.05inch
- M1.5mm
- M2mm
- M2.5mm

A large, stylized yellow outline of a five-pointed star with rounded corners, centered on the page. The text 'Assembly Instructions' is written across the middle of the star.

Assembly Instructions

1

BAG



1:1



BH M3x8mm
705002x2



SHIM 3x5x0.1mm
709018x4



Shim 3x6x0.5mm
709032x2



BB 3x7x3mm
601023x4



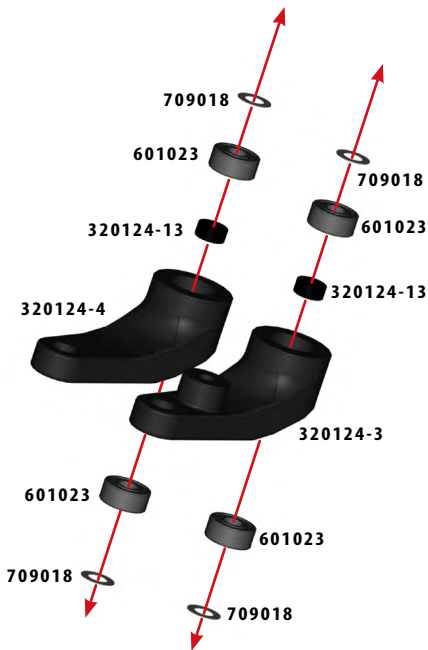
STEERING KNUCKLE
BUSHING
340004x2



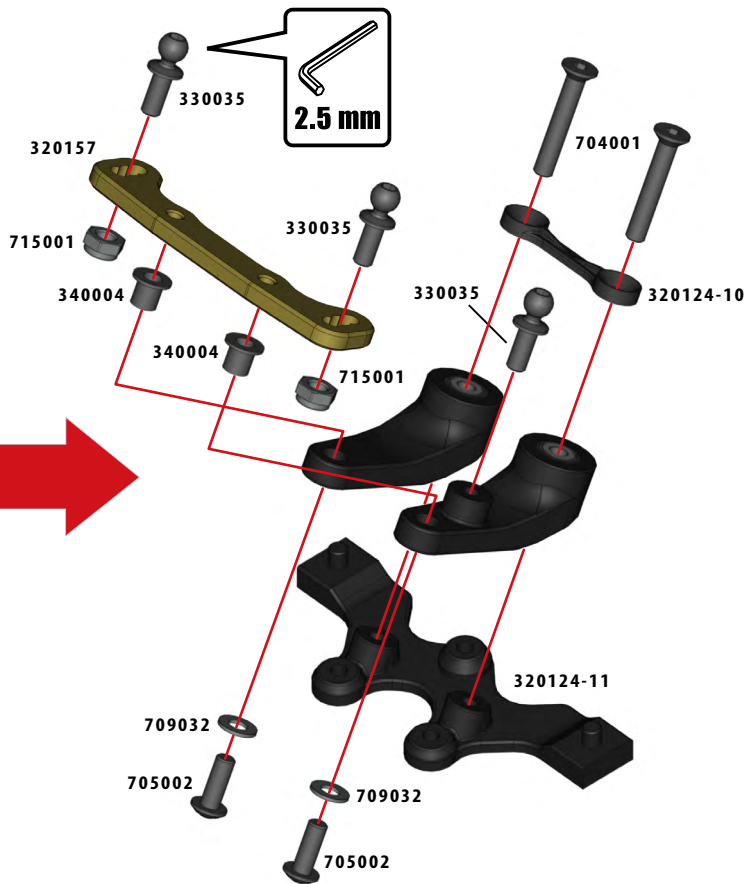
STOP NUT: M3 LOW
715001x2



PIVOT BALL C-TYPE
330035x3



CS M3x18mm
704001x2



2

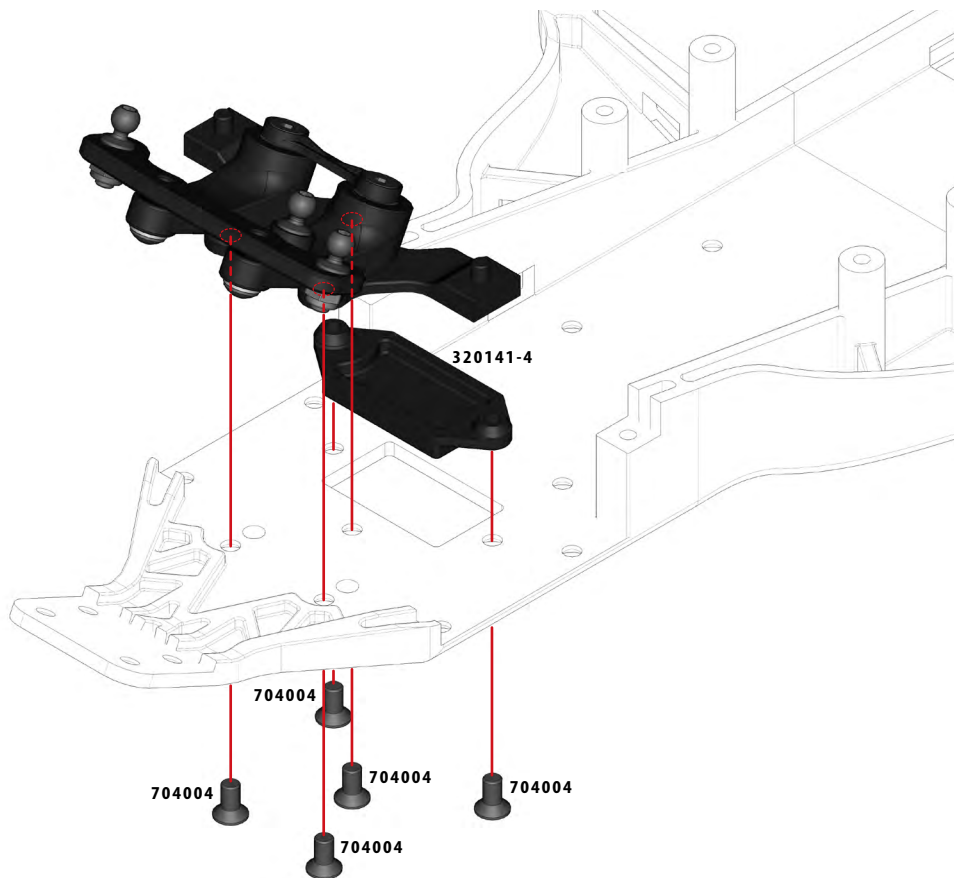
BAG

A

1:1



CS M3x6mm
704004x5



3

BAG

A

1:1



BH M3x6mm
705001x1



BH M3x8mm
705002x5



Shim 3x6x0.5mm
709032x4



SETSCREW
M3x12mm
701007x1



PIVOT BALL A-TYPE
330033x1



320124-7
"23-Sanwa / KO / JR"



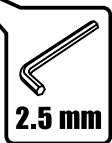
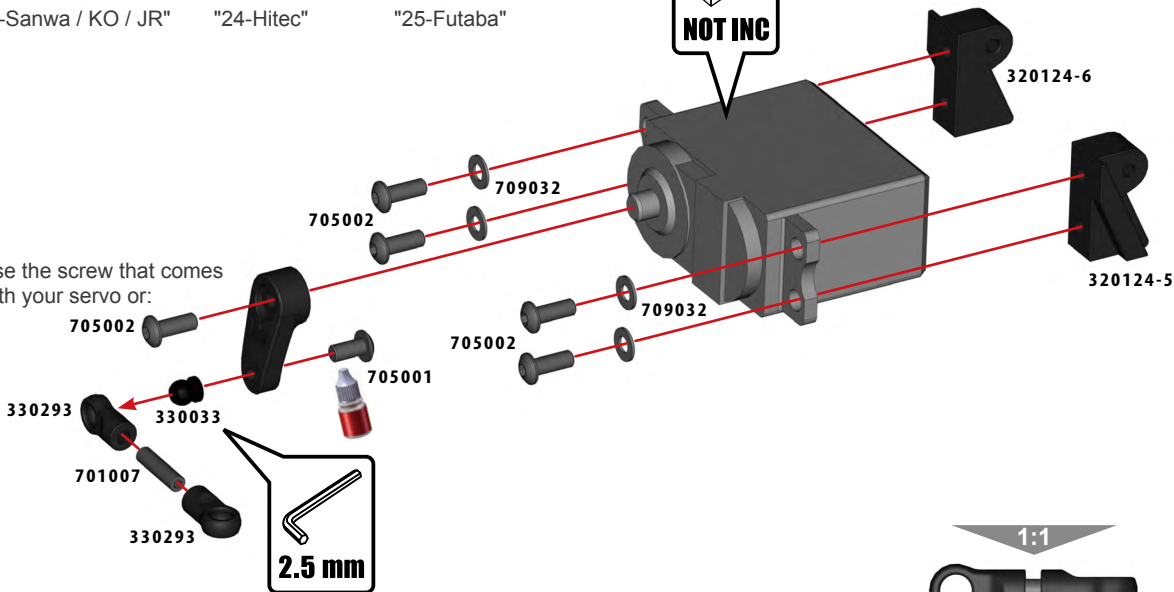
320124-8
"24-Hitec"



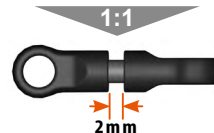
320124-9
"25-Futaba"



Use the screw that comes with your servo or:



Thread Lock



4

BAG



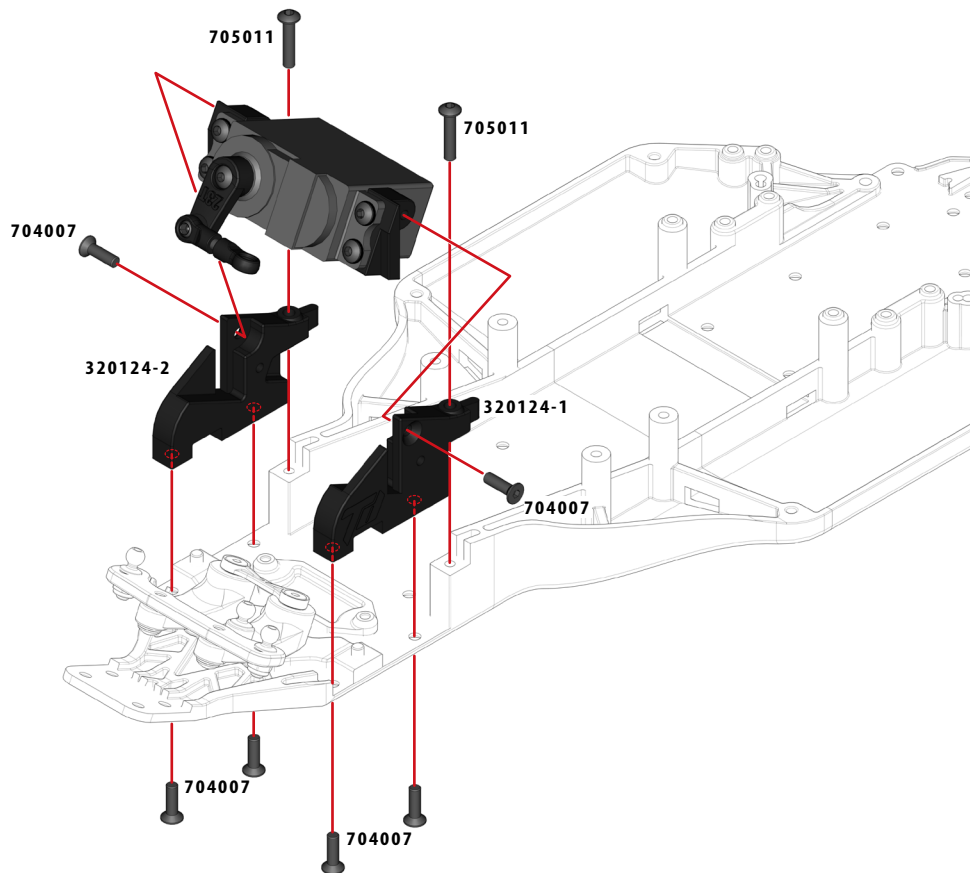
1:1



CS M3x10mm
704007x6



BH M3x14mm
705011x2



5

BAG

B

1:1



CS M3x10mm
704007x2



CS M3x14mm
704005x4



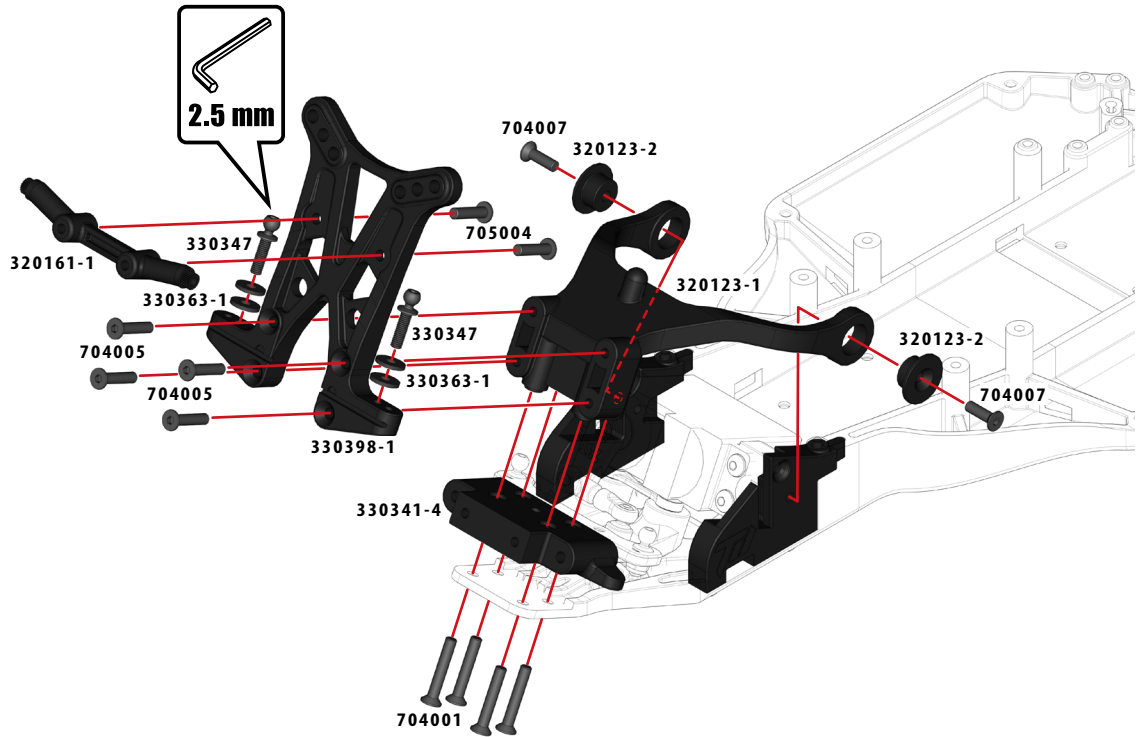
CS M3x18mm
704001x4



BH M3x12mm
705004x2



Pivot Ball C-Type
10mm Long
330347x2



6

BAG

B

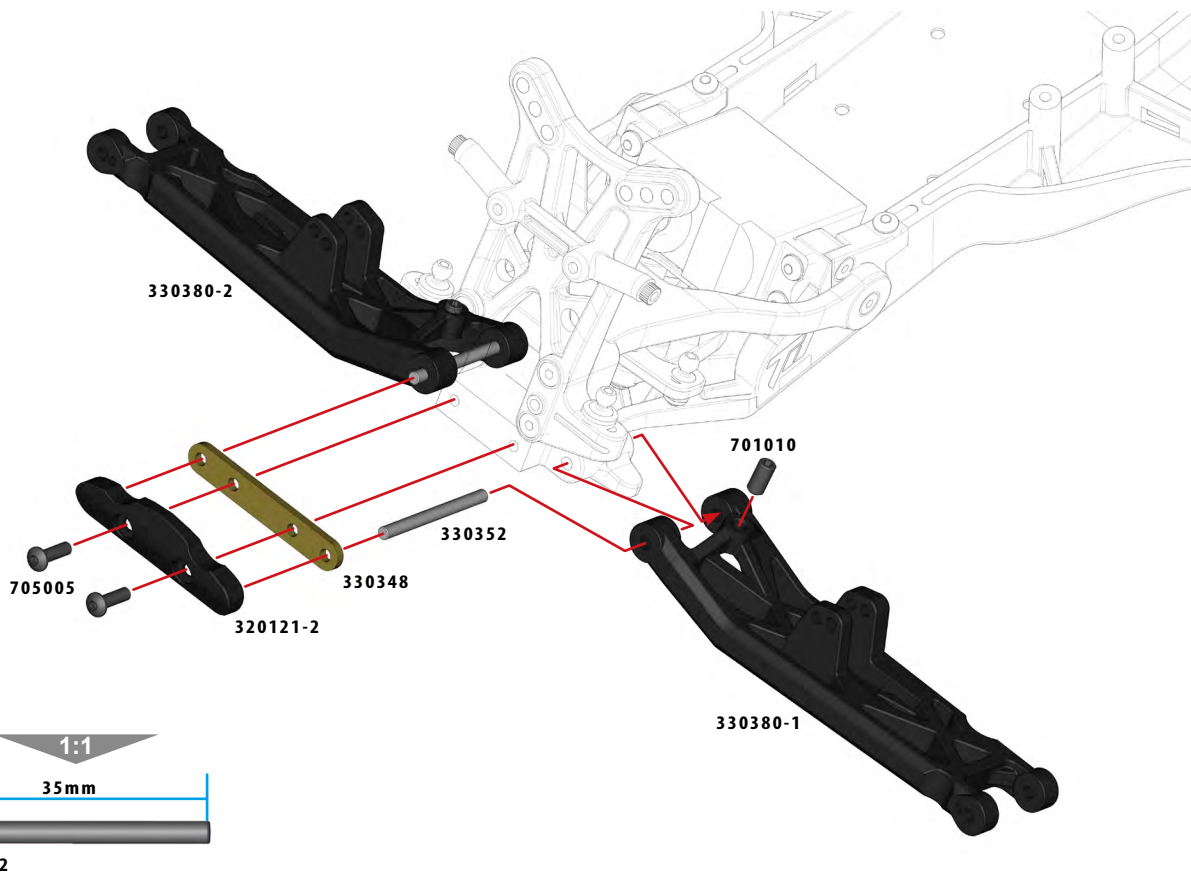
1:1



BH M3x10mm
705005x2



SETSCREW
M4x8mm
701010x2



7

BAG

B

1:1



BH M3x10mm
705005x2



BH M3x12mm
705004x4



STOP NUT: M3 LOW
715001x4





Shim 3x6x0.5mm
709032x2




STEERING KNUCKLE
BUSHING
340004x4



Pivot Ball C-Type
10mm Long
330347x4



330340-2



330340-1

1:1



BB 5x10x4mm
601002x4



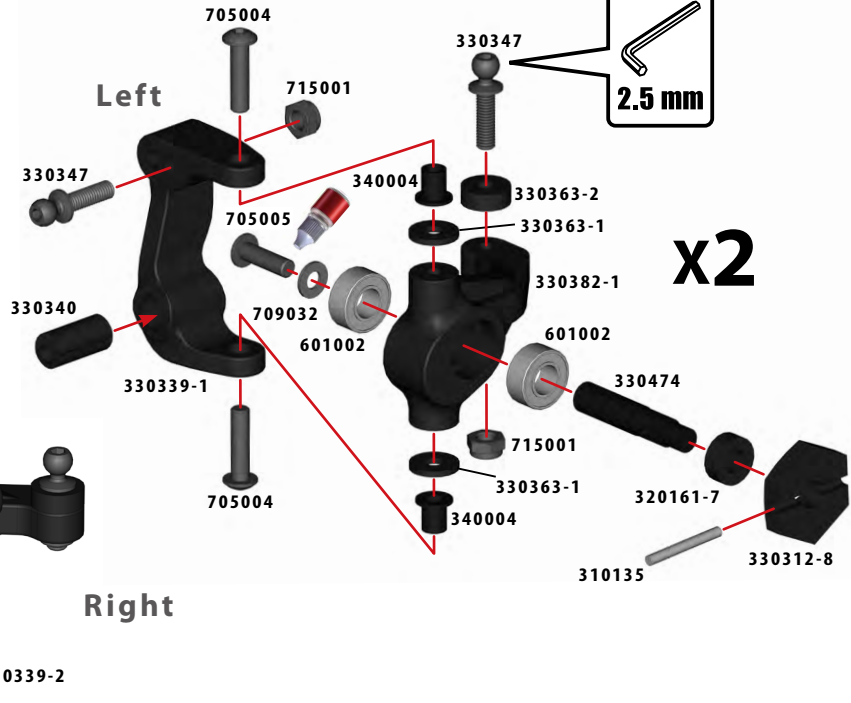
ROLL PIN
1.6x14mm
310135x2



Thread Lock



Front Hubs



8

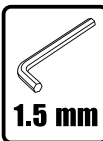
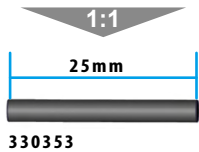
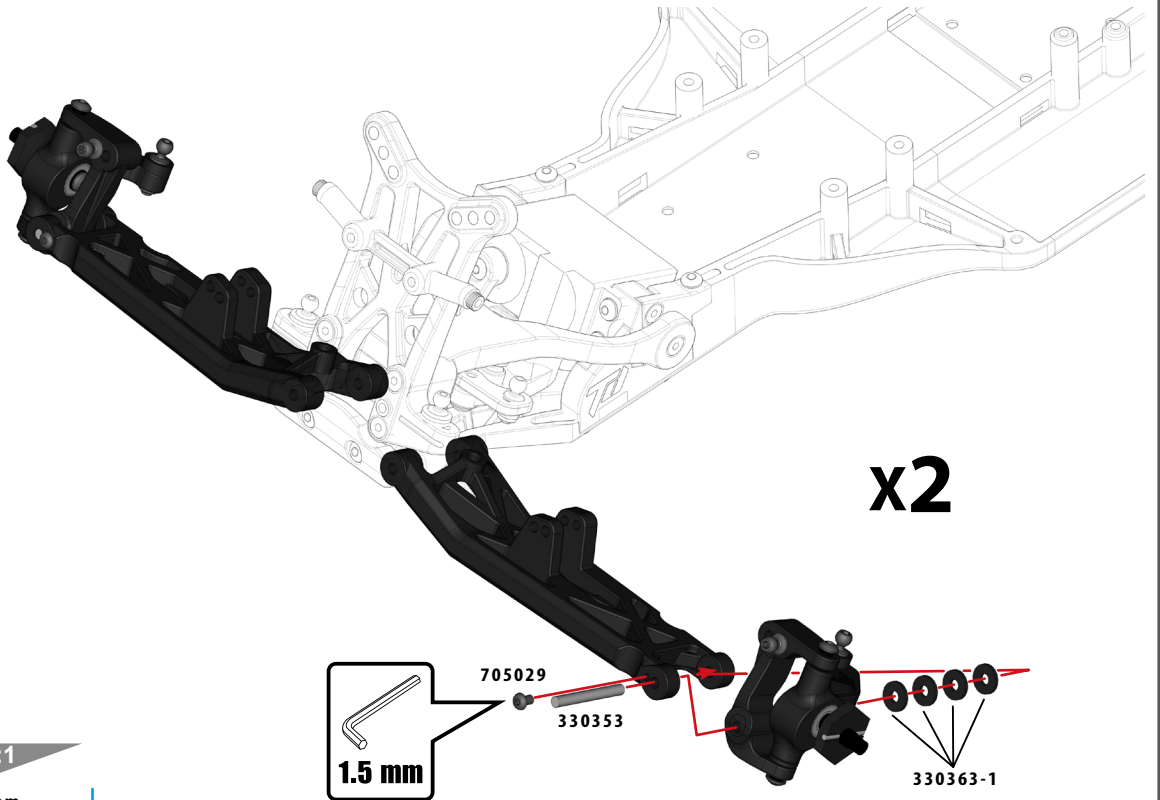
BAG

B

1:1



BH M2.5x4mm
705029x2



705029

330353

330363-1

x2

9

BAG

B

1:1

DRIVESHAFT PIN
A-TYPE 2.0mm
310123x2

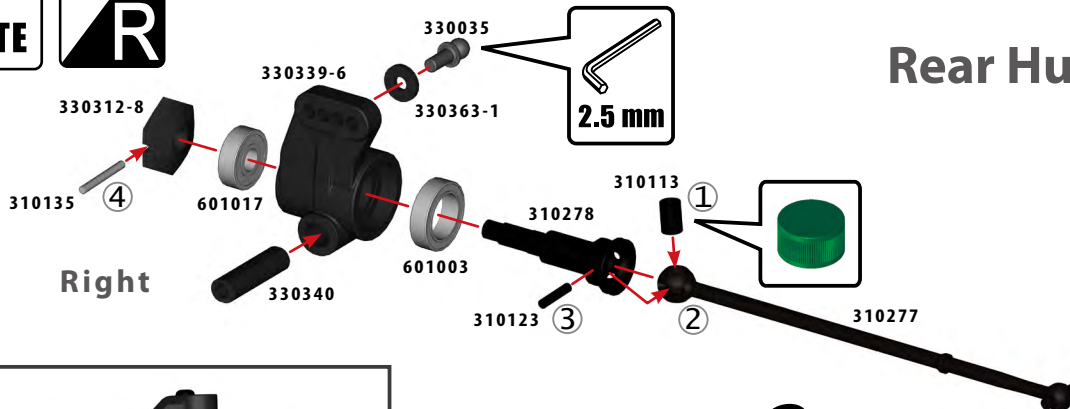
ROLL PIN
1.6x14mm
310135x2

BB M5x13x4mm
601017x2

BB 10x15x4mm
601003x2

DRIVESHAFT
BUSHING (2.0mm)
310113x2

PIVOT BALL C-TYPE
330035x2

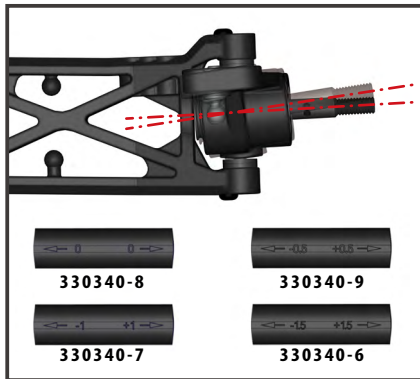


Rear Hubs

Right

x2

Left



10

BAG

C

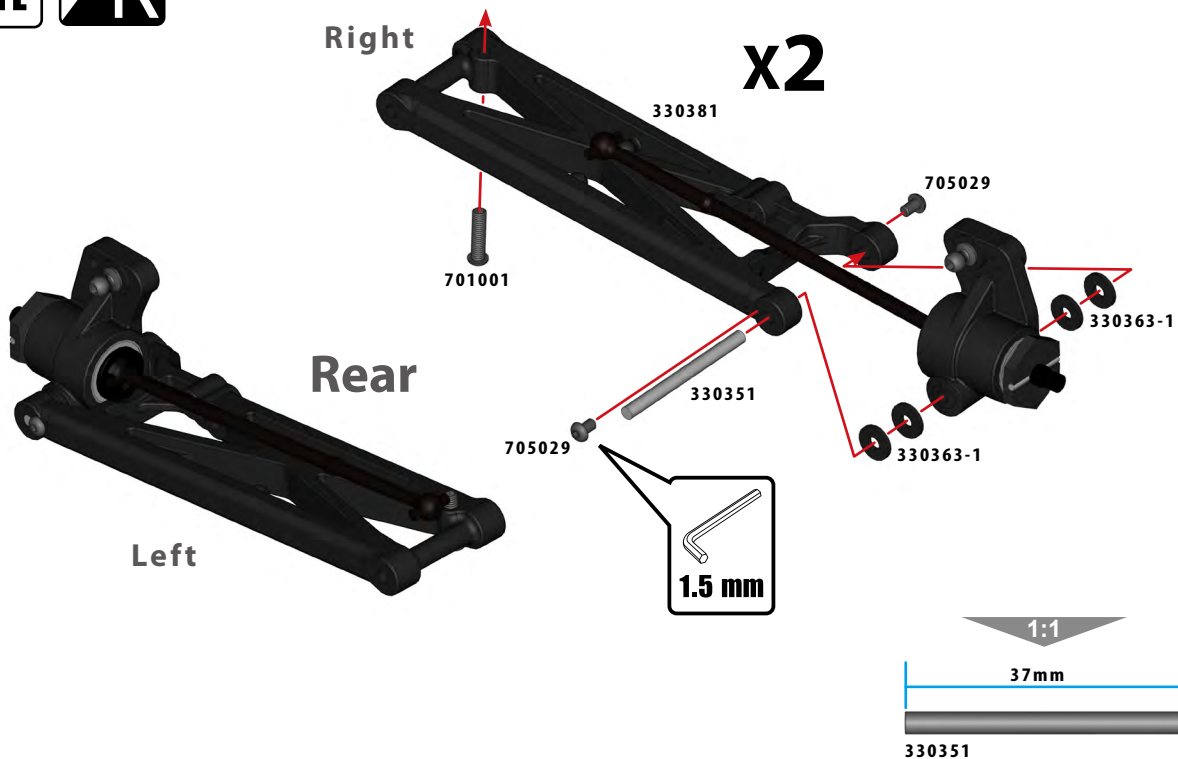
1:1



BH M2.5x4mm
705029x4



DROOP SCREW
701001x2



11

BAG

C

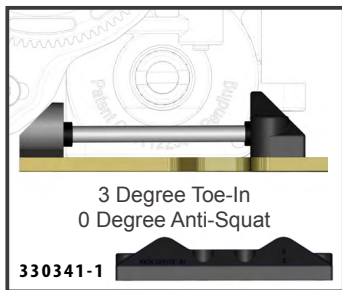
1:1



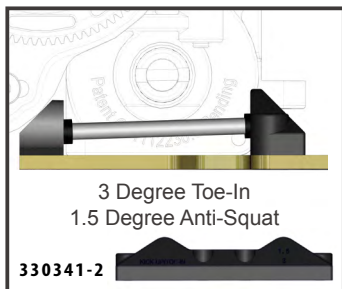
BH M3x8mm
705002x4



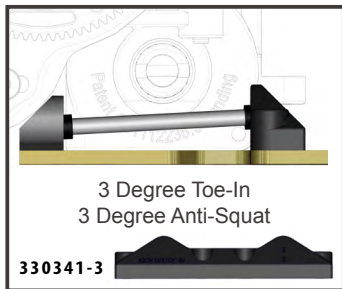
PIVOT-BALL A-ARM
330037x4



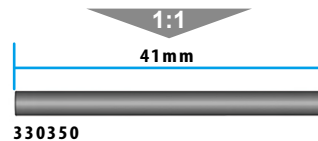
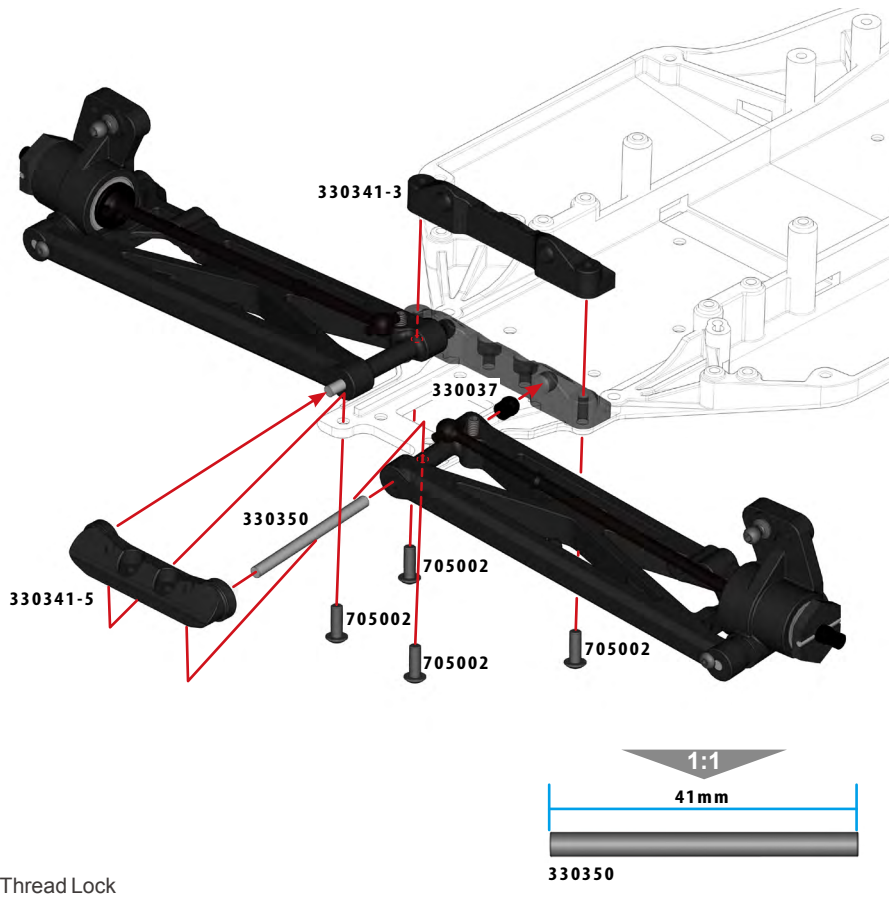
330341-1



330341-2



330341-3



12

BAG



1:1



SHIM 5x7x0.2
709015x1



SHIM 10x12x0.1mm
310033x4



BB 5x8x2.5mm
601020x2



BB 10x15x4mm
601003x2

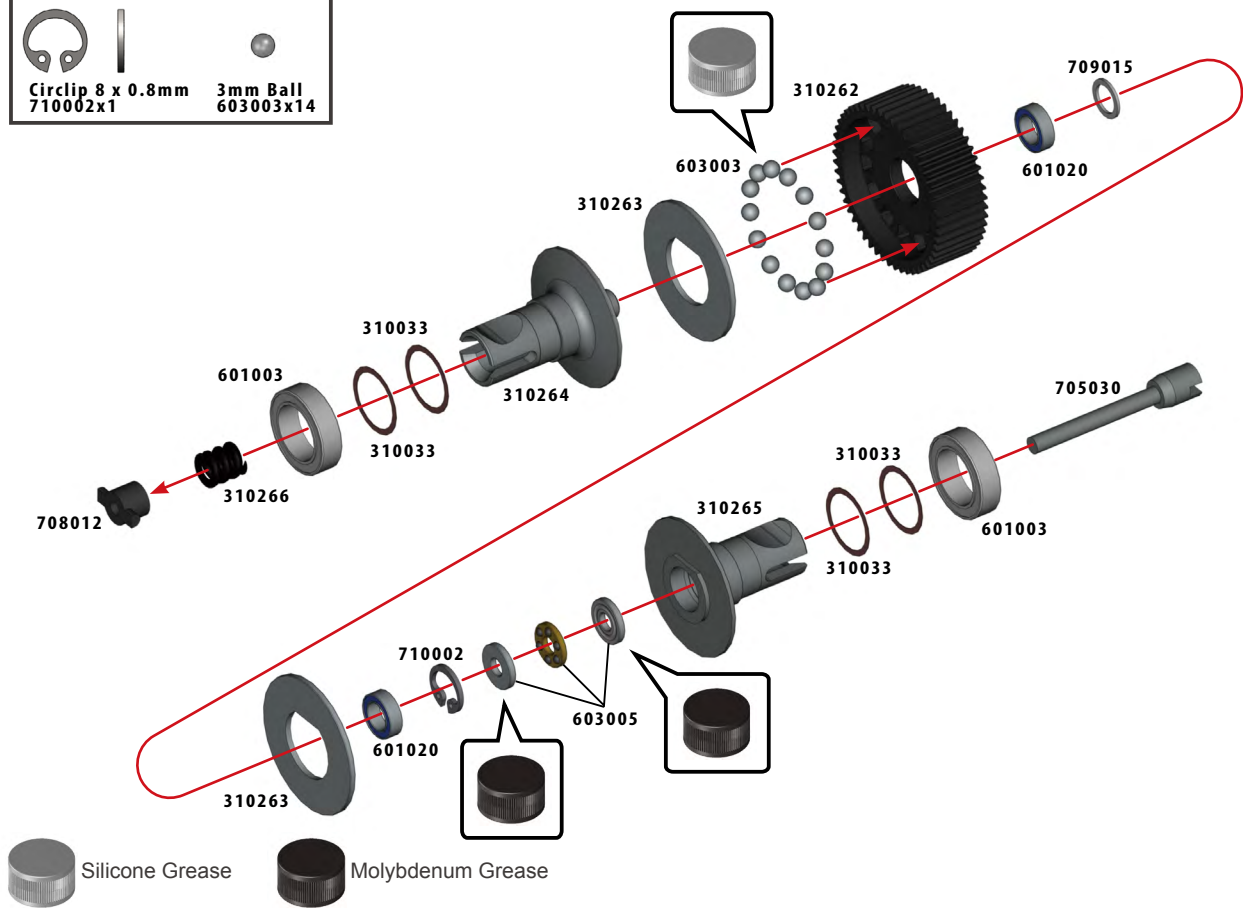


F3-8 Caged Thrust
Race
603005x1



Circlip 8 x 0.8mm
710002x1

3mm Ball
603003x14





For Rear Motor follow steps
14, 22>25, 30>32, 34>41



For Rear Motor 3-Gear
follow steps 16>18



For Rear Motor 4-Gear
follow steps 19>21




For Mid Motor follow steps
15, 26>31, 33>41



For Mid Motor 4-Gear
follow steps 16>18



For Mid Motor 3-Gear
follow steps 19>21



www.team-durango.com/dex210-motor-config

BAG

E


1:1



BH M3x22mm
705013x1



BH M3x15mm
705003x1



Idler Gear Pin
310247x2



Shim 3x6x0.5mm
709032x2



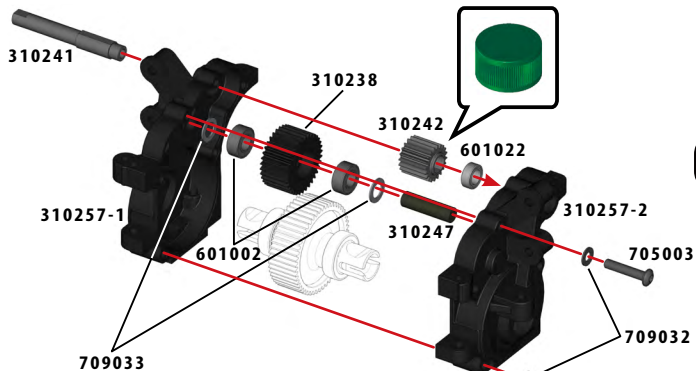
Idler Gear Shim
5x8x0.5MM
709033x4



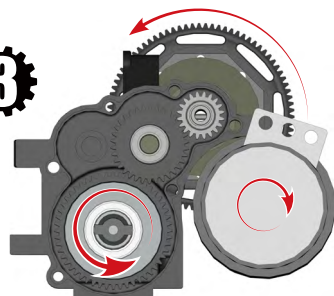
BB 5x8x2.5mm
601022x1



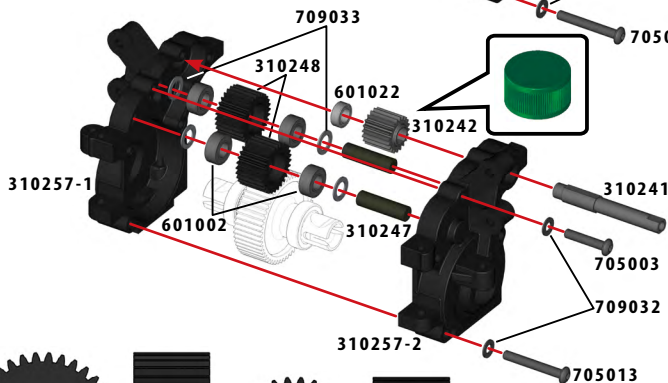
BB 5x10x4mm
601002x4



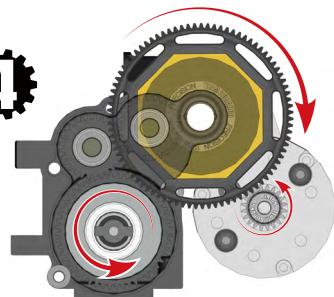
RM3
REAR MOTOR



3 Gear Rear Motor (RM) Configuration



RM4
REAR MOTOR



4 Gear Rear Motor (RM) Configuration




34T Idler Gear
310238x1



28T Idler Gear
310248x2



20t Layshaft Gear
310242x1



15

BAG

E


1:1



BH M3x22mm
705013x1



BH M3x15mm
705003x1



Idler Gear Pin
310247x2



Shim 3x6x0.5mm
709032x2



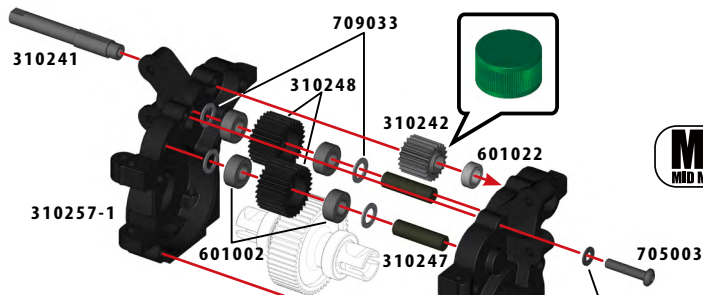
Idler Gear Shim
5x8x0.5MM
709033x4



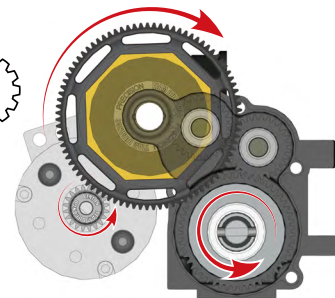
BB 5x8x2.5mm
601022x1



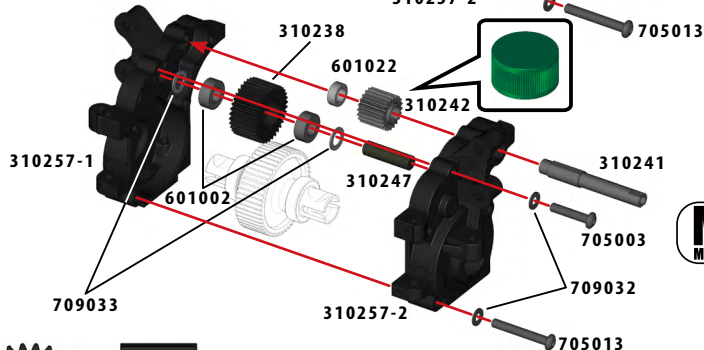
BB 5x10x4mm
601002x4



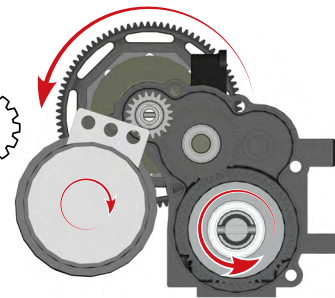
MM4
MID MOTOR



4 Gear Mid Motor (MM) Configuration



MM3
MID MOTOR




3 Gear Mid Motor (MM) Configuration



34T Idler Gear
310238x1



28T Idler Gear
310248x2



20t Layshaft Gear
310242x1




16

BAG

E

1:1



BH M3x32mm
705027x2



BH M3x36mm
705026x1



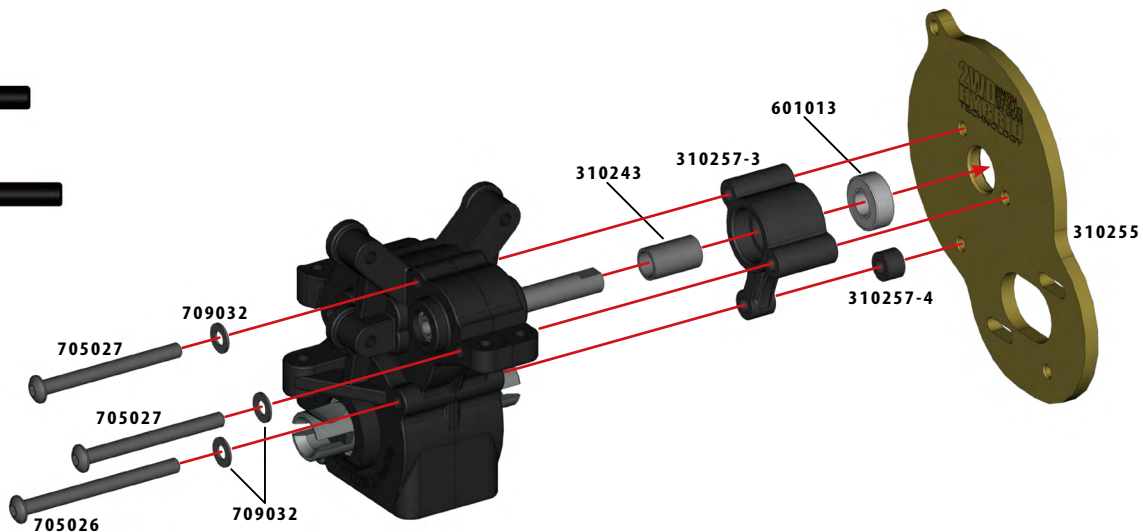
Shim 3x6x0.5mm
709032x3



BB 5x11x4mm
601013x1



Layshaft Spacer
5x6.5x11mm
310243x1



17

BAG

E

1:1



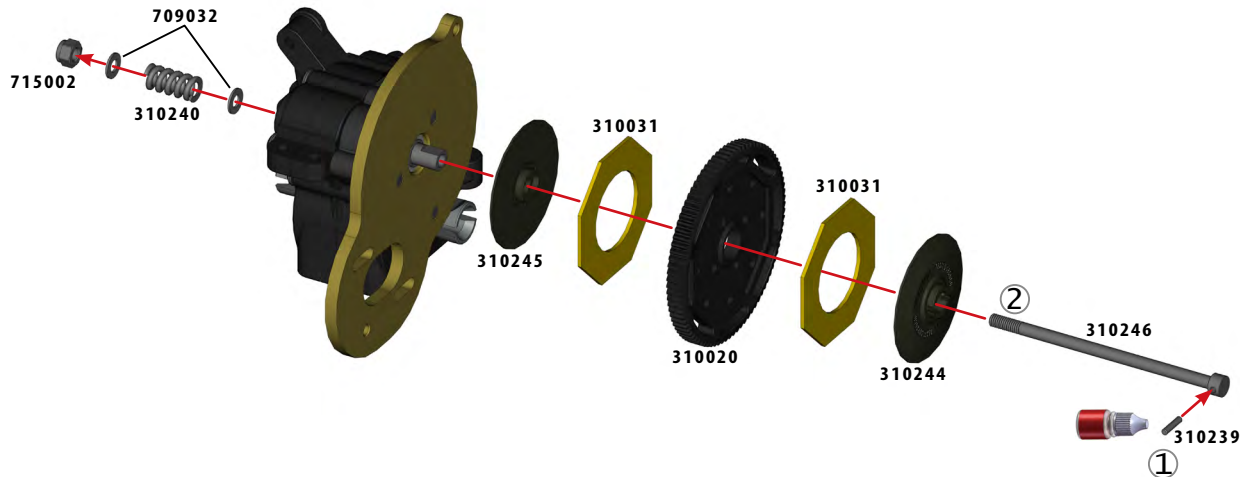
Shim 3x6x0.5mm
709032x2



Pin 1.5 x 7mm
310239x1



STOP NUT:M3 HIGH
715002x1



Thread Lock

18

BAG

E

1:1



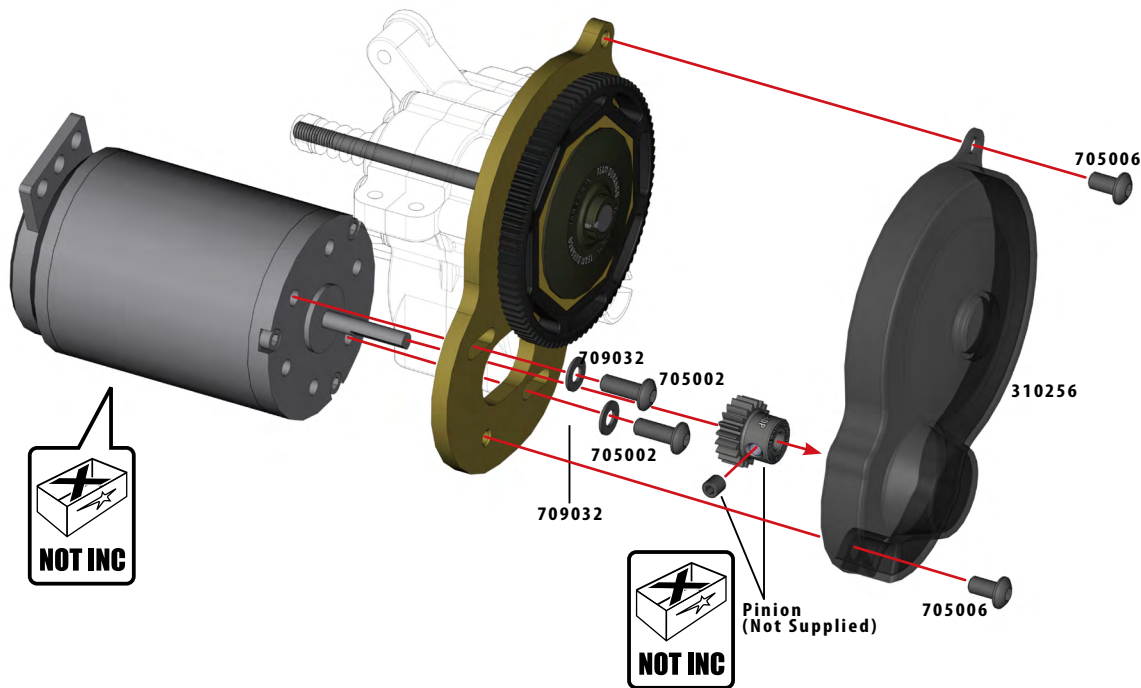
BH M3x5mm
705006x2



BH M3x8mm
705002x2



Shim 3x6x0.5mm
709032x2



19

BAG

E

1:1



Shim 3x6x0.5mm
709032x3



BB 5x11x4mm
601013x1



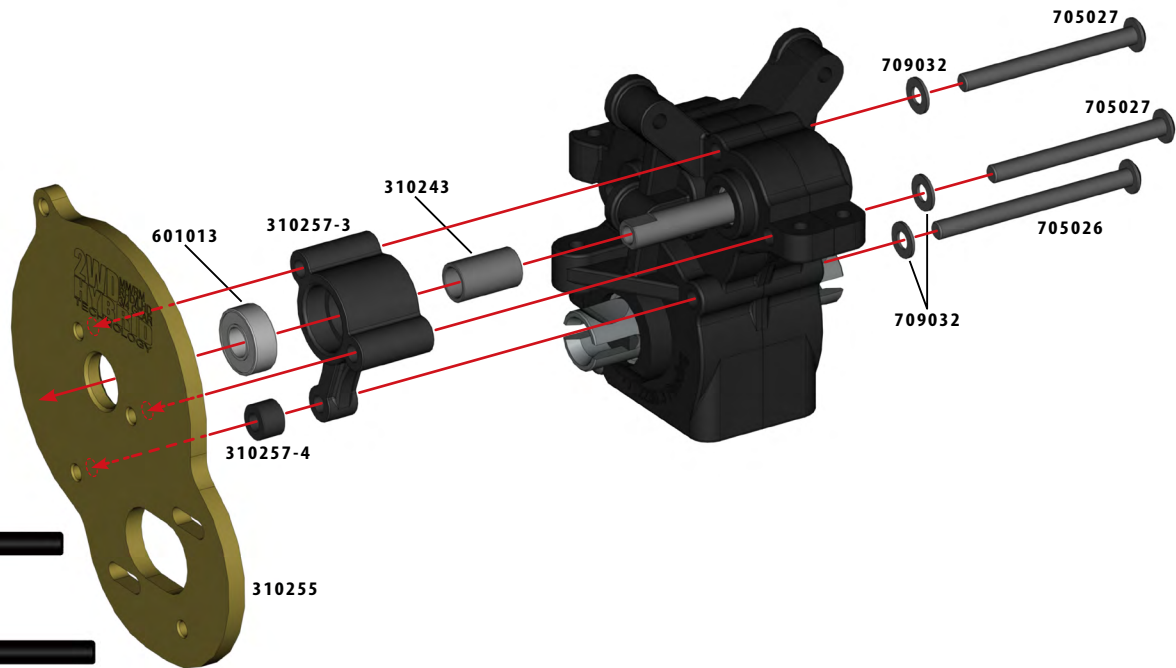

Layshaft Spacer
5x6.5x11mm
310243x1



BH M3x32mm
705027x2



BH M3x36mm
705026x1



20

BAG

E

1:1



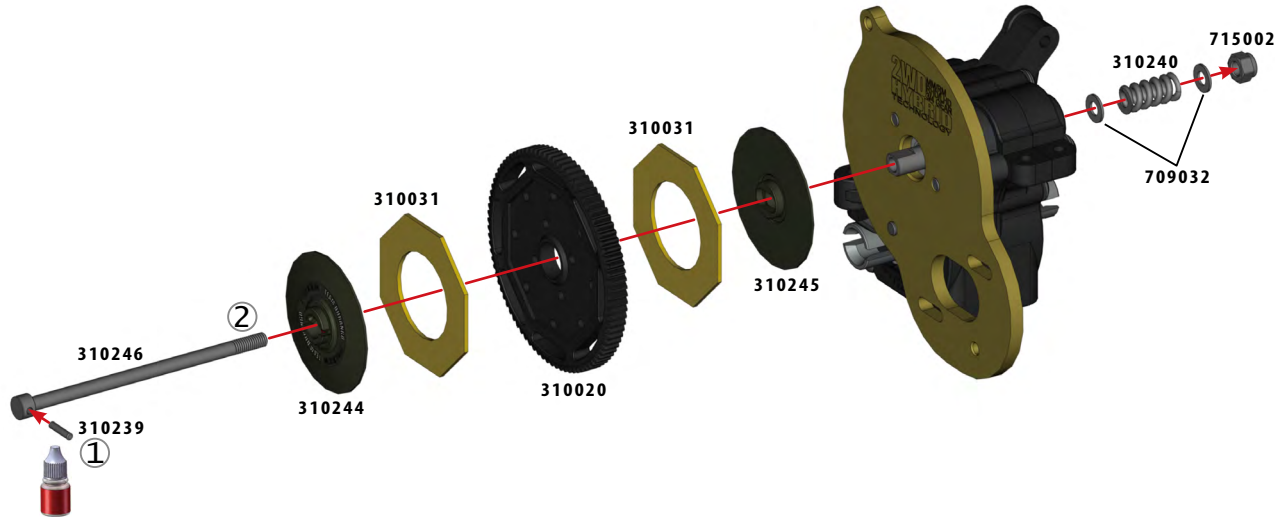

Shim 3x6x0.5mm
709032x2



Pin 1.5 x 7mm
310239x1



STOP NUT:M3 HIGH
715002x1



Thread Lock

21

BAG

E

1:1



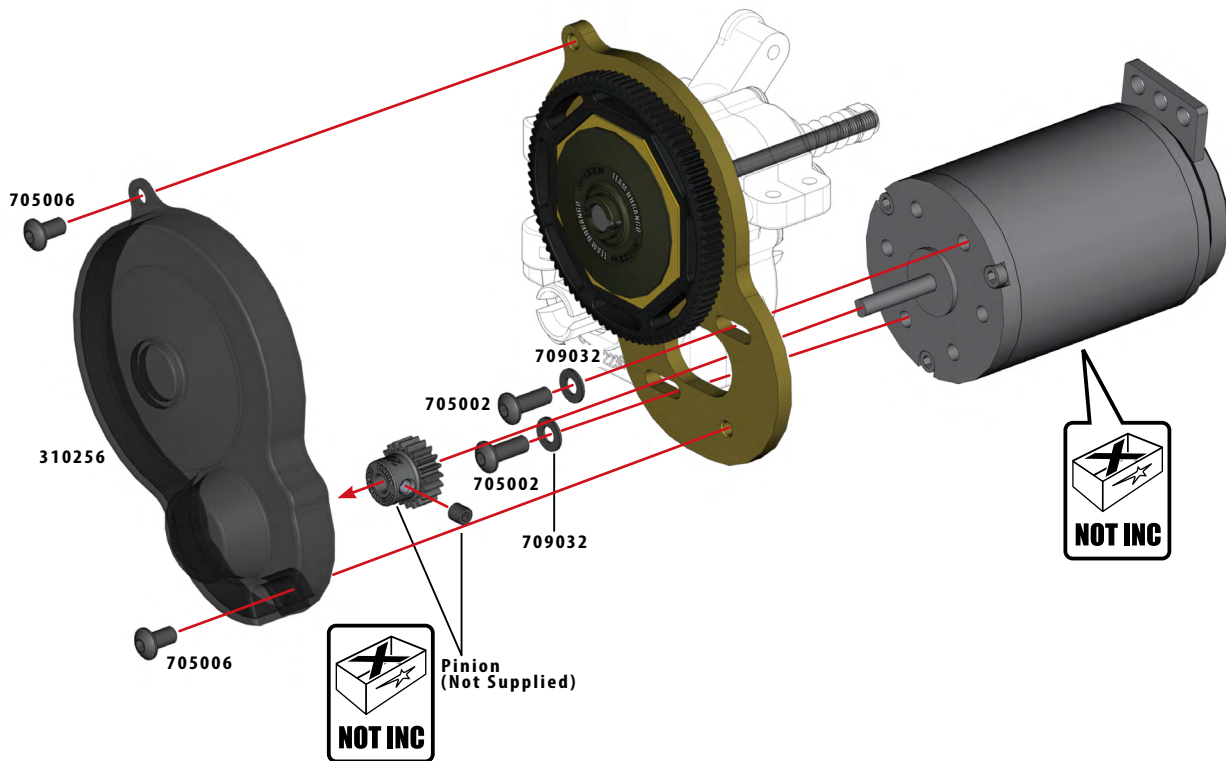

BH M3x5mm
705006x2



BH M3x8mm
705002x2



Shim 3x6x0.5mm
709032x2



BAG

F

1:1



BH M3x8mm
705002x2



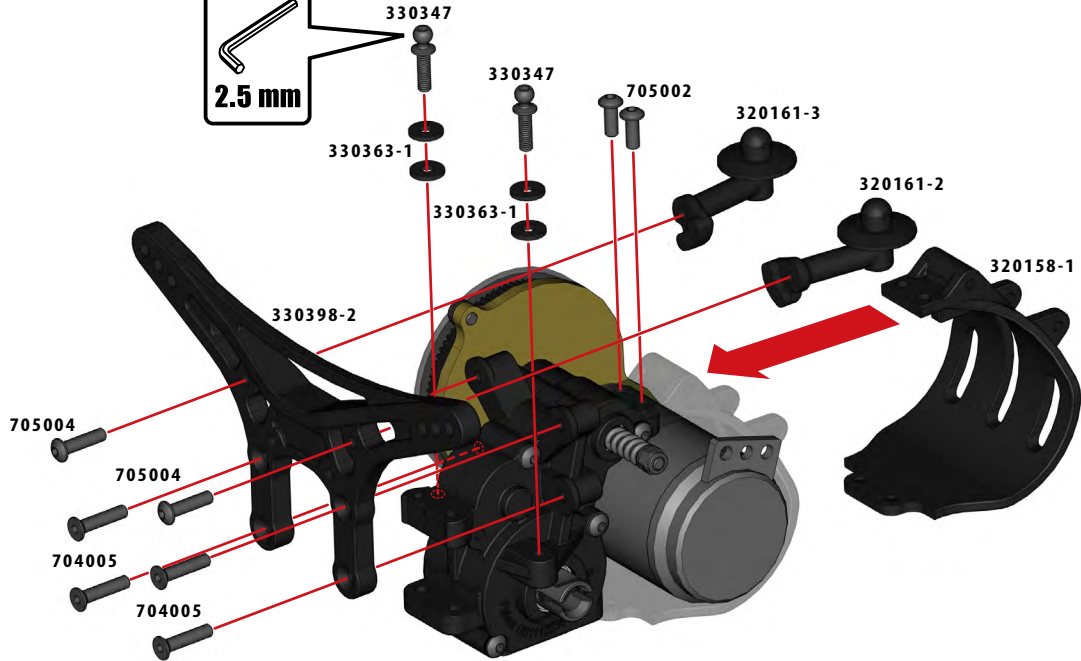
BH M3x12mm
705004x2



CS M3x14mm
704005x4



Pivot Ball C-Type
10mm Long
330347x2



23

RM
REAR MOTOR

BAG

F

1:1



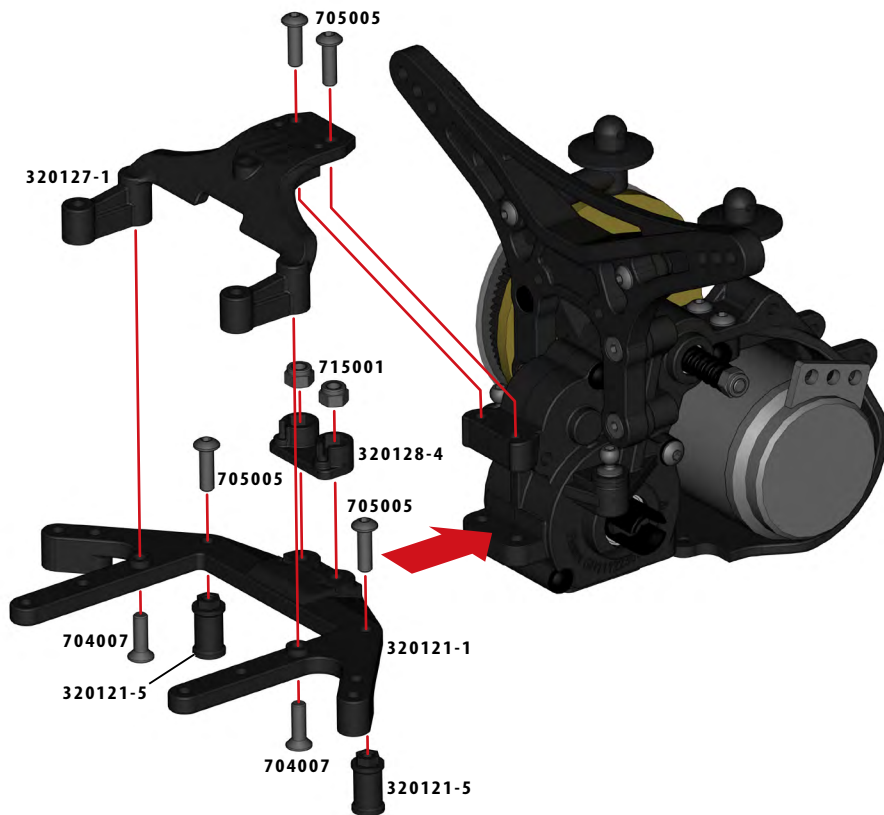
BH M3x10mm
705005x4



CS M3x10mm
704007x2



STOP NUT: M3 LOW
715001x2



24

BAG

F

1:1



CS M3x6mm
704004x2

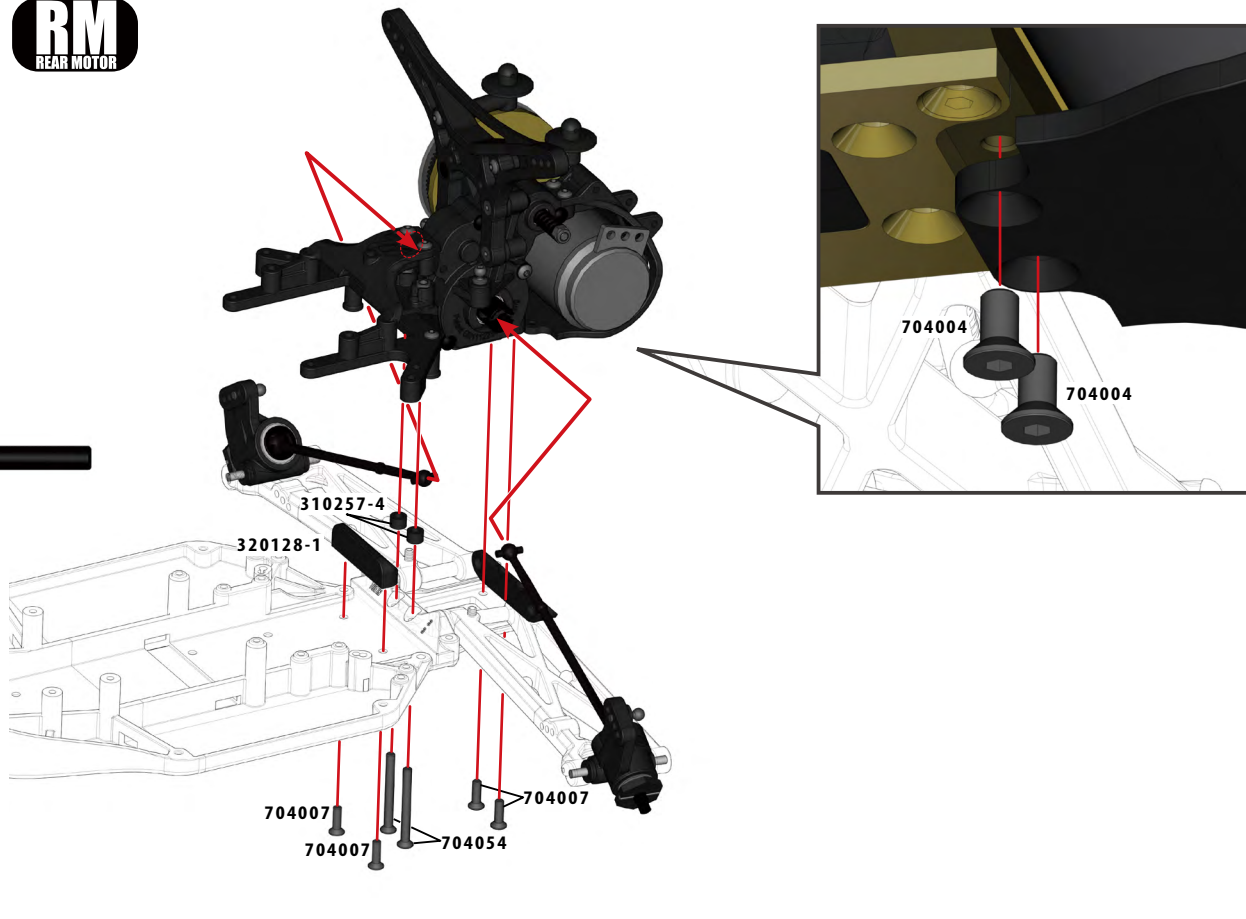


CS M3x10mm
704007x4



CS M3x30mm
704054x2

RM
REAR MOTOR



25



BAG

F

1:1



BH M3x10mm
705005x8



BH M3x15mm
705003x2



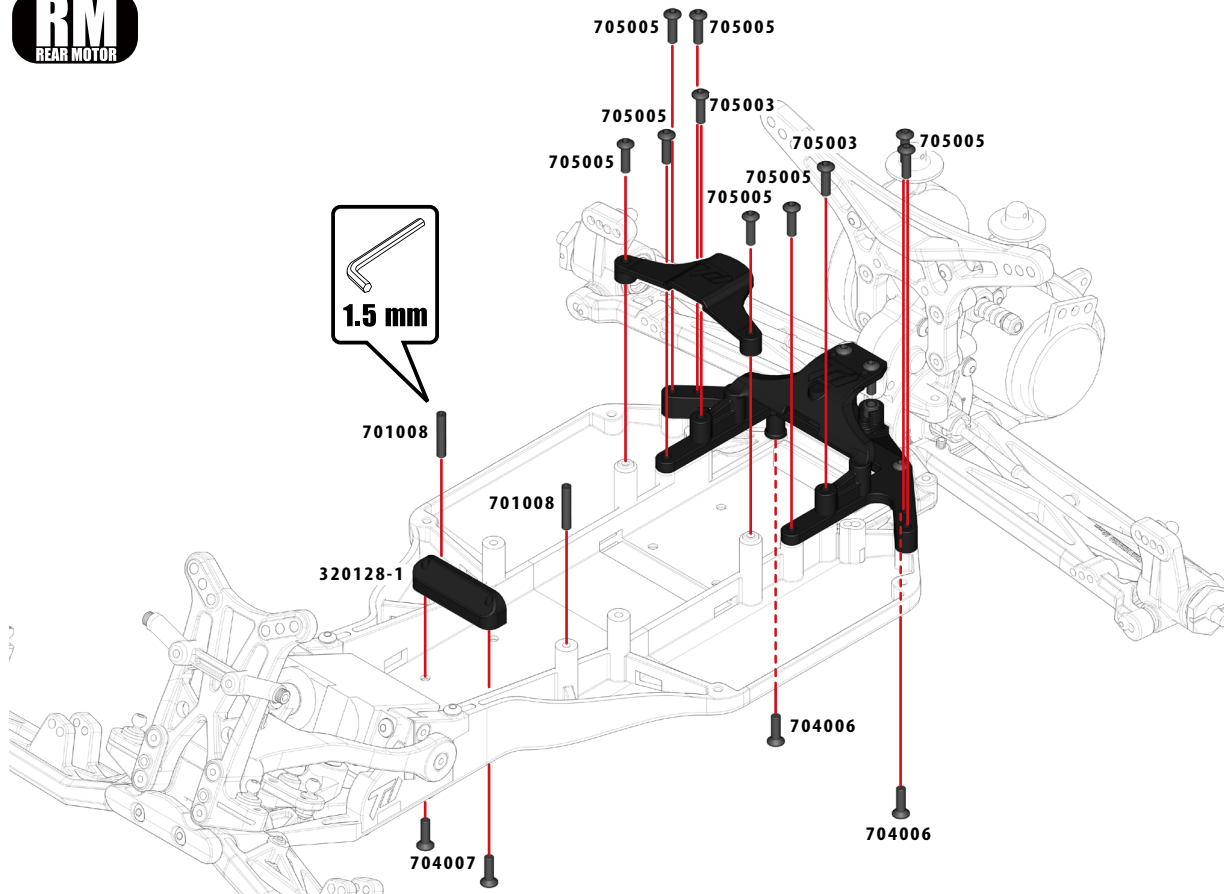
CS M3x10mm
704007x2



CS M3x8mm
704006x2



SETSCREW
M3x16mm
701008x2



26


BAG

F

1:1



Mid Motor Configuration



27

MM
MID MOTOR

BAG

F

1:1



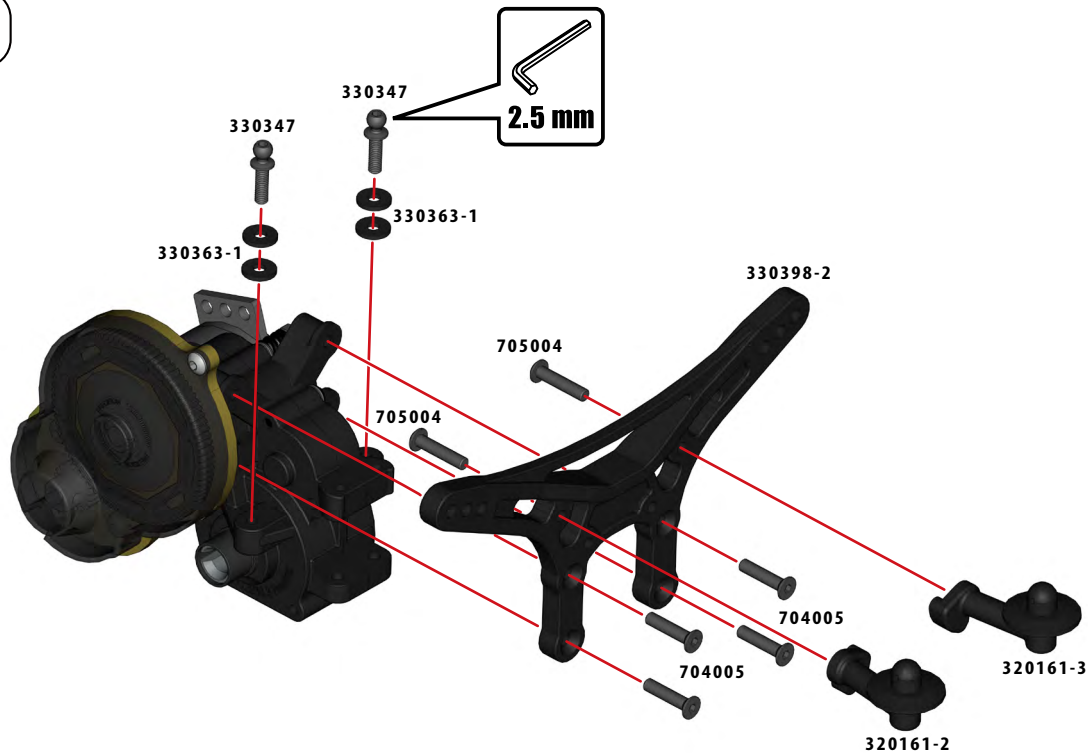
BH M3x12mm
705004x2



CS M3x14mm
704005x4



Pivot Ball C-Type
10mm Long
330347x2



28



BAG

F

1:1



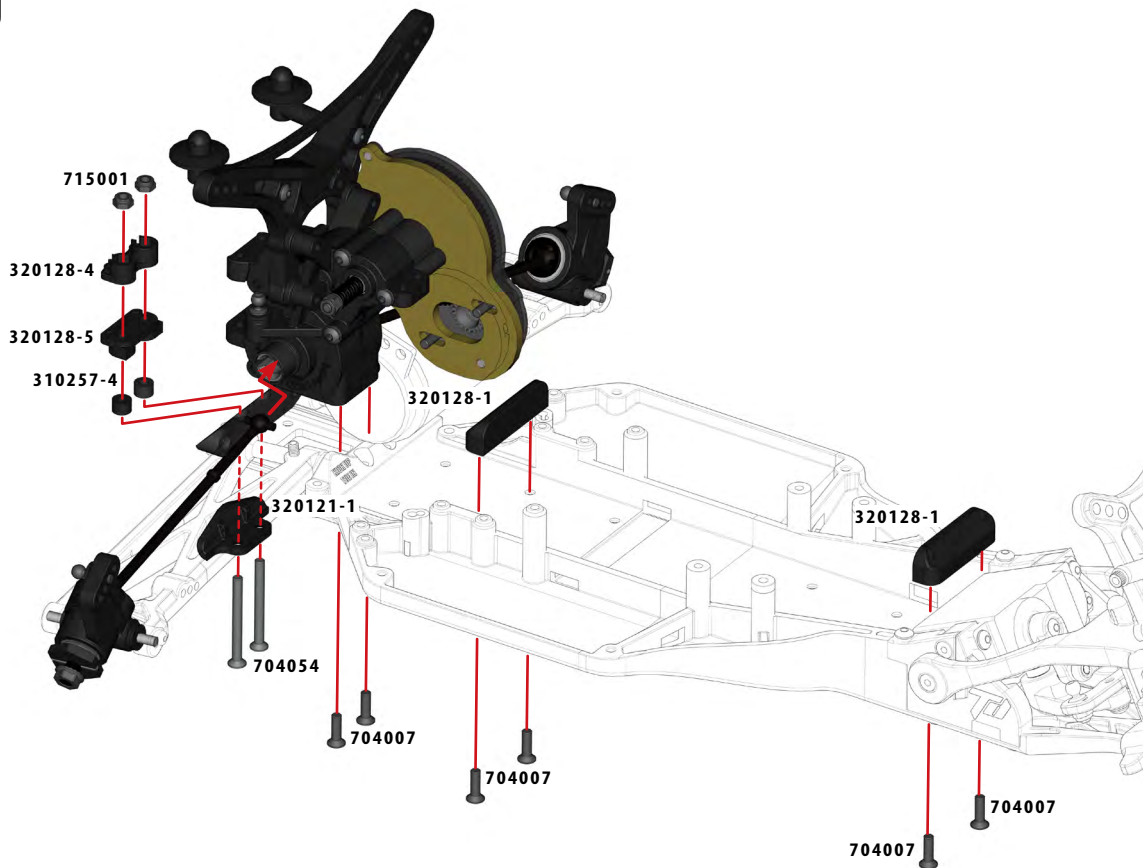
CS M3x10mm
704007x6



CS M3x30mm
704054x2



STOP NUT: M3 LOW
715001x2



29



BAG

F

1:1



BH M3x8mm
705002x2



BH M3x10mm
705005x4



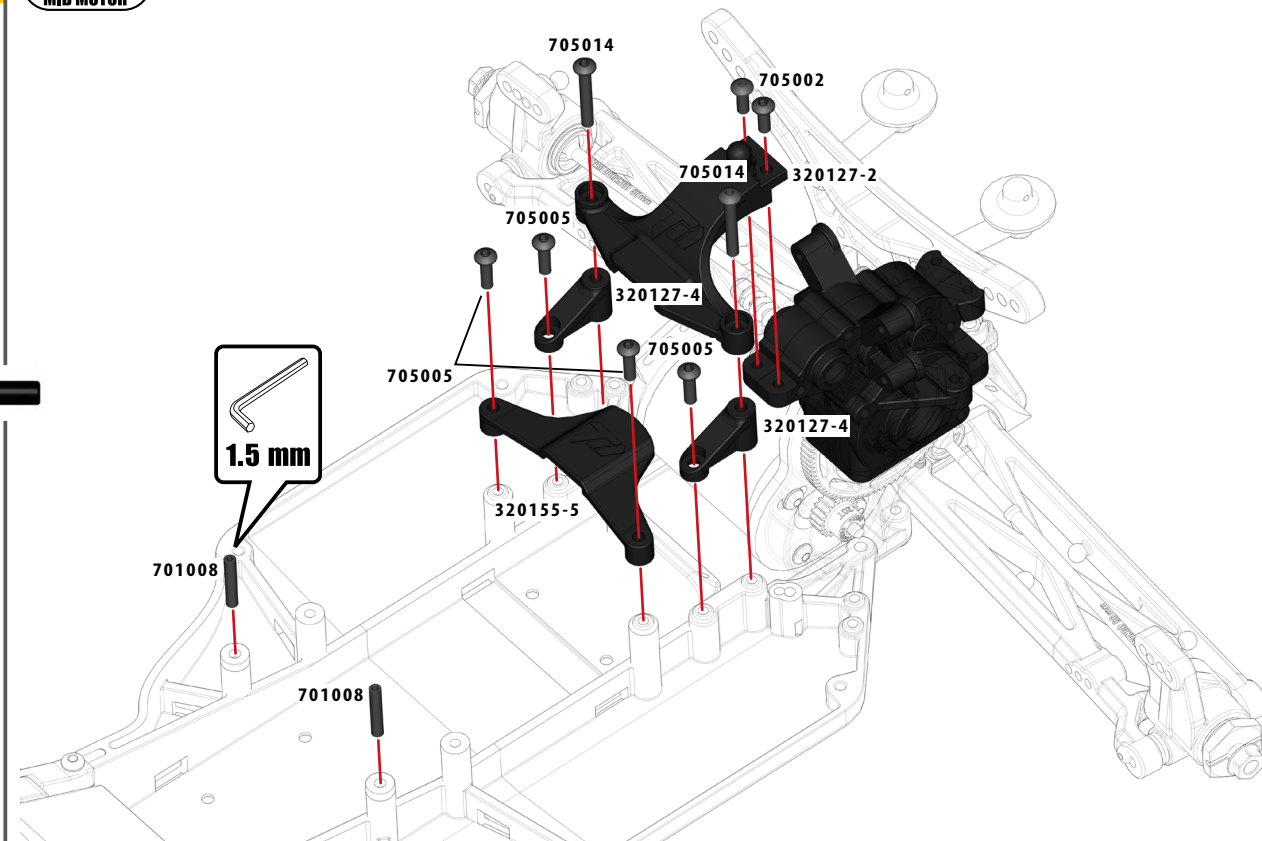
BH M3x20mm
705014x2



SETSCREW
M3x16mm
701008x2



1.5 mm



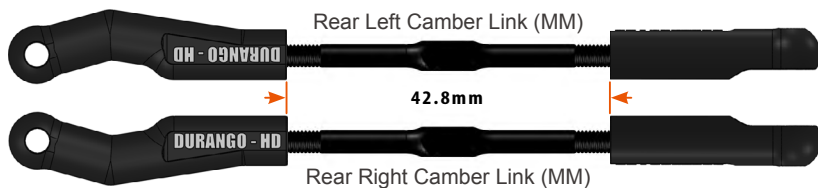
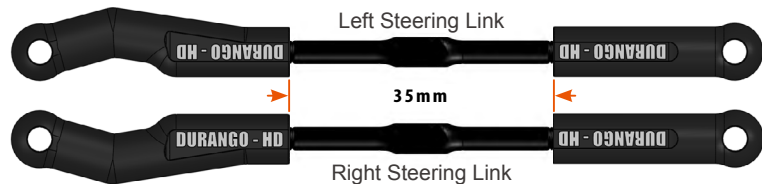
30

BAG

G

1:1

RM REAR MOTOR + MM MID MOTOR



31

BAG

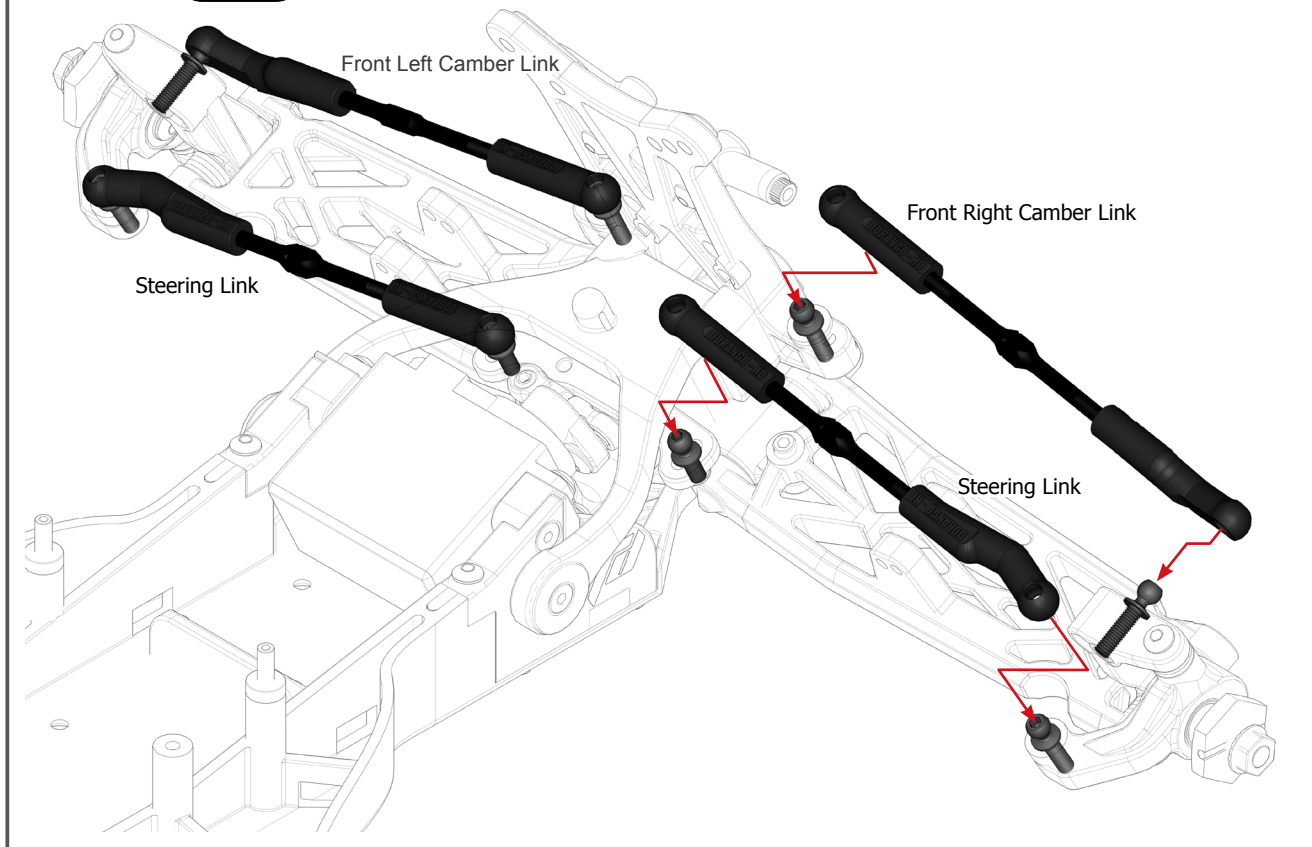
G

1:1

RM
REAR MOTOR

+

MM
MID MOTOR



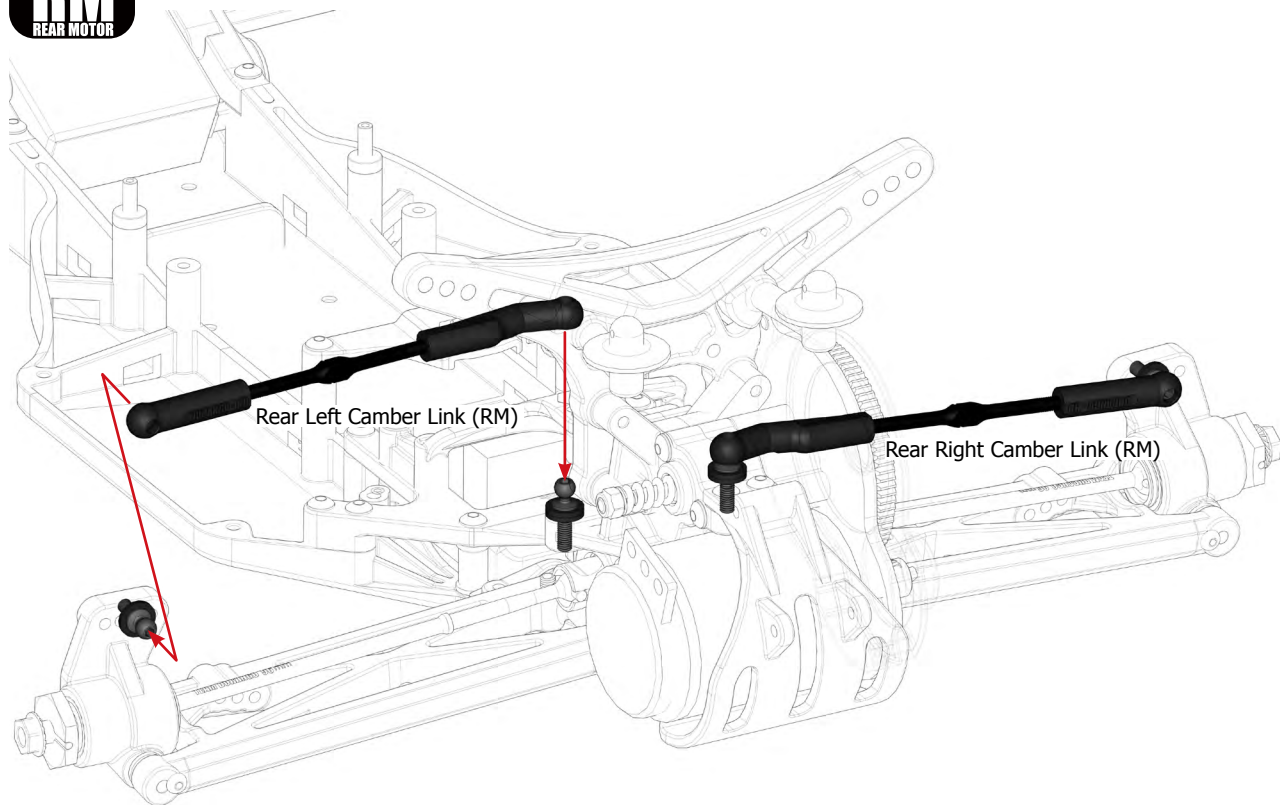
32

BAG

G

1:1

RM
REAR MOTOR



.41.

DEST210R

**Team
Duranco**

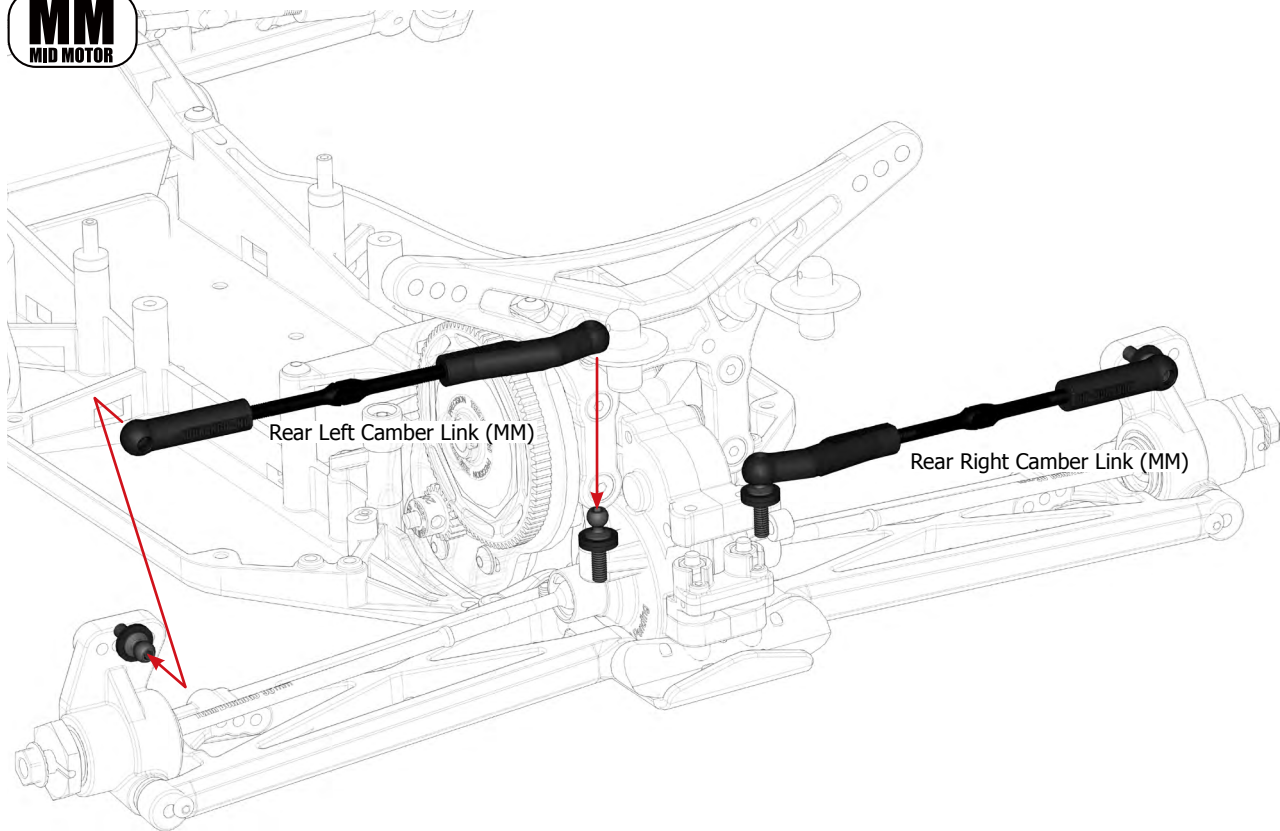
33

BAG

G

1:1

MM
MID MOTOR



34

RM REAR MOTOR + **MM** MID MOTOR



1:1




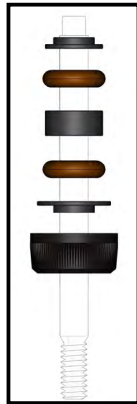
BH M2x5mm
705008x4



SHIM 2.6x5x0.5mm
709009x4



SHOCK O-RING
330030x8



1.3 mm

1:1

330170(Front)

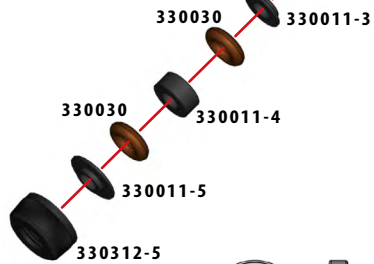
330042(Front)

44 mm

330155(Rear)

330043(Rear)

52 mm



x4



330157-1(Front)



330157-2(Rear)

35

RM + **MM**
REAR MOTOR MID MOTOR

BAG



1:1




PIVOT BALL B-TYPE
330034x2



Shock Rod End
Pivot Ball
330346x2


Front



330293-3

330346

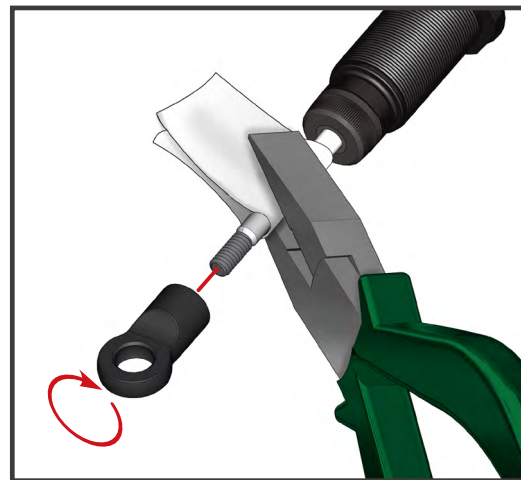
Rear



330293-3

330034

x2



36

BAG



1:1

BH M2x5mm
705008x4

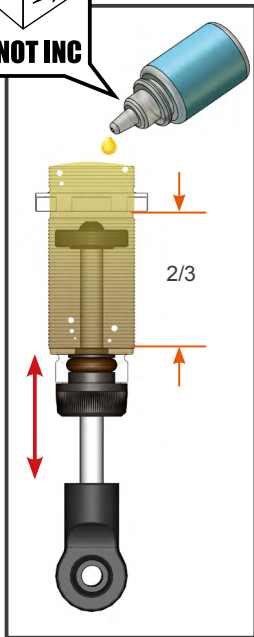


BB SHOCK CAP
O-RING
330160x4

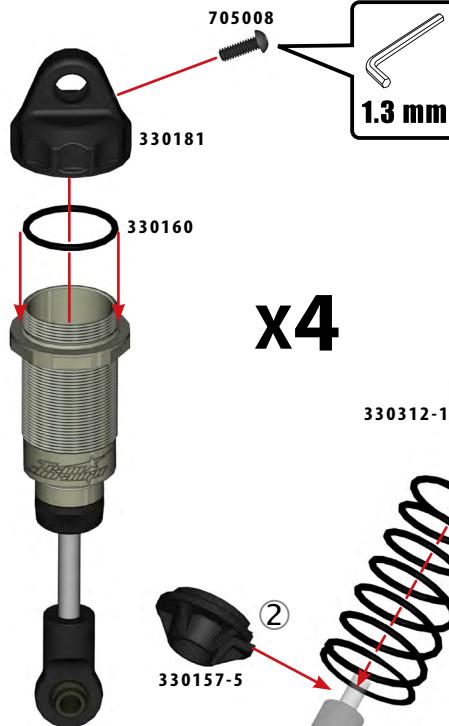
RM REAR MOTOR + **MM** MID MOTOR



NOT INC



Shock Oil 450cst
TD390042




x4

①

②



1:1



37



BAG

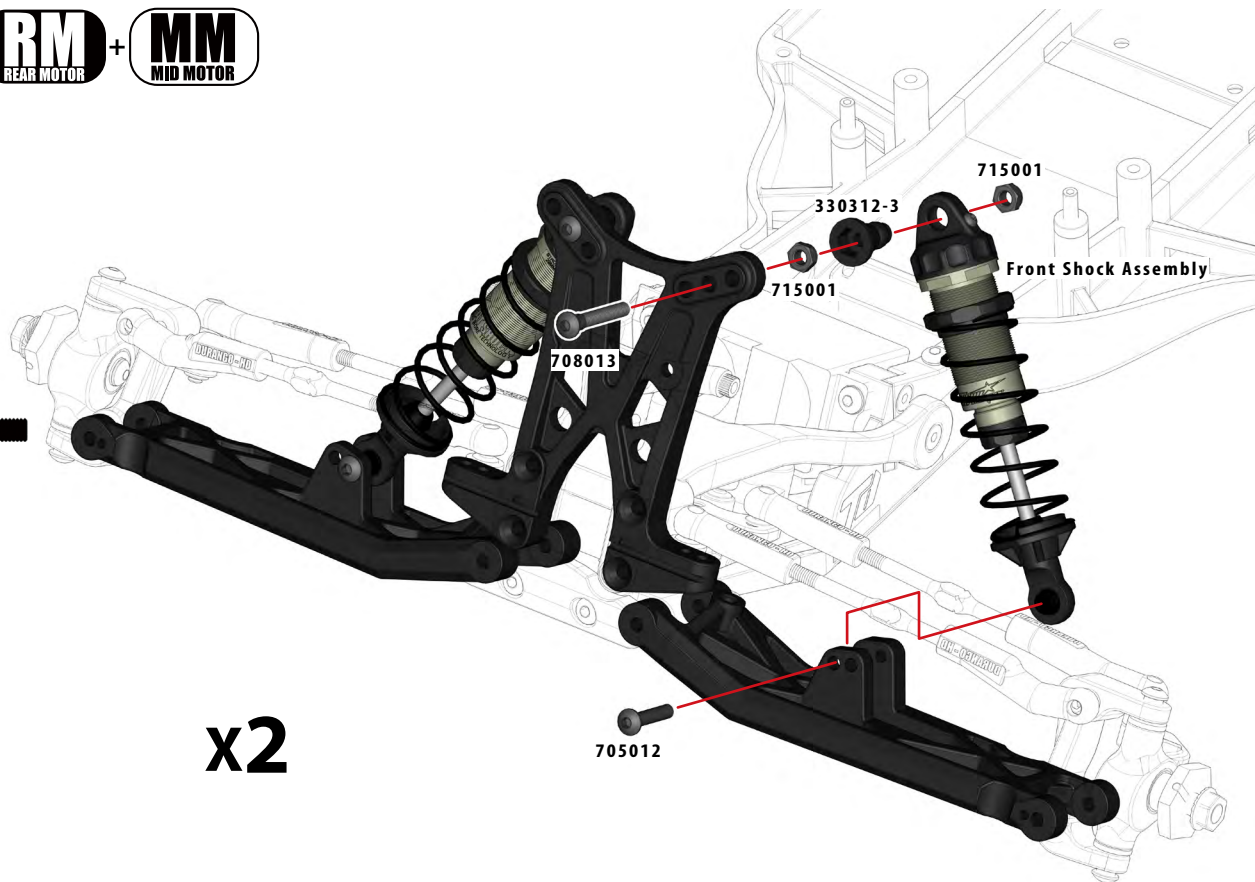
1:1



 
STOP NUT: M3 LOW
715001x4

 
SHOCK MOUNT
SCREW M3 x24mm
708013x2

 
BH M3x18mm
705012x2



38

RM + **MM**
REAR MOTOR + MID MOTOR

BAG



1:1



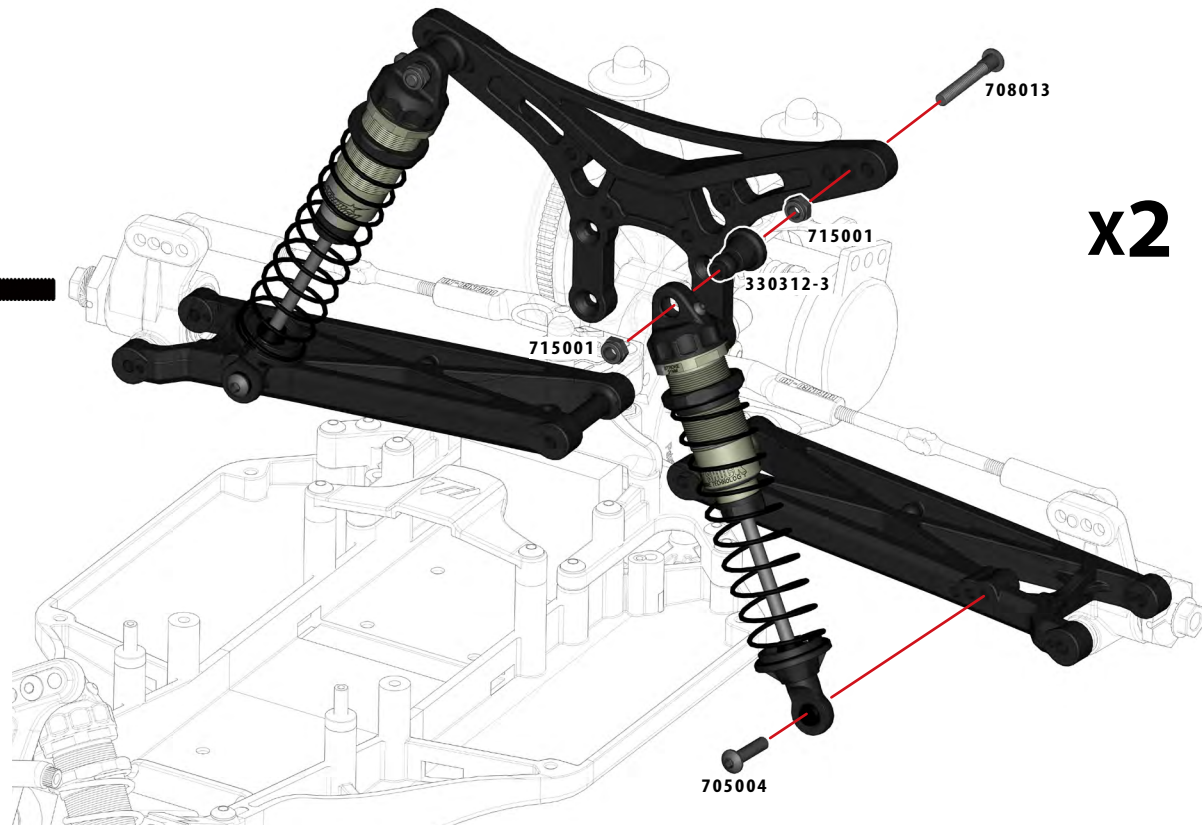
BH M3x12mm
705004x2



SHOCK MOUNT
SCREW M3 x24mm
708013x2



STOP NUT: M3 LOW
715001x4



x2

39

BAG

1:1

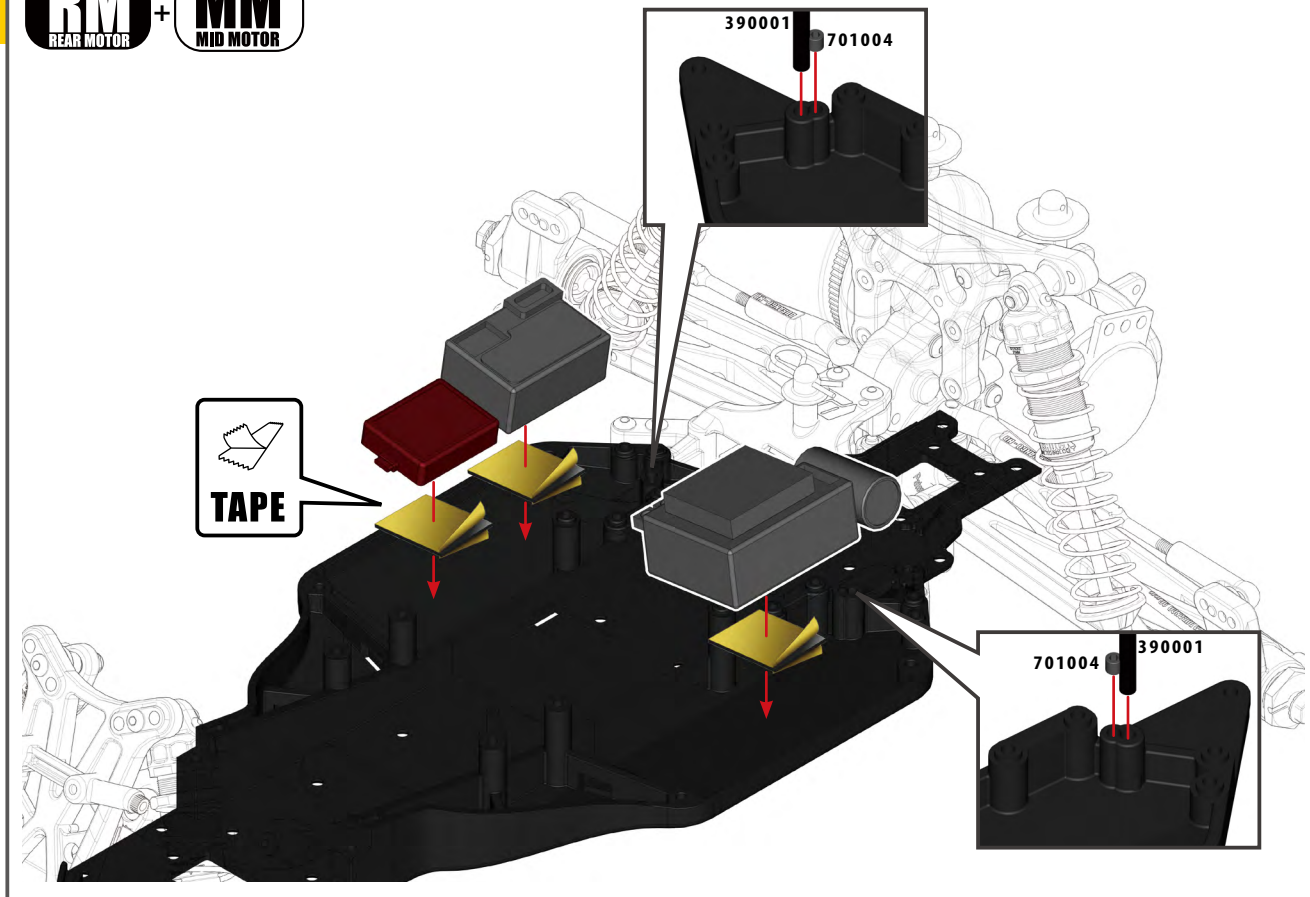


SETSCREW
M3x3mm
701004x1

RM
REAR MOTOR

+

MM
MID MOTOR



40

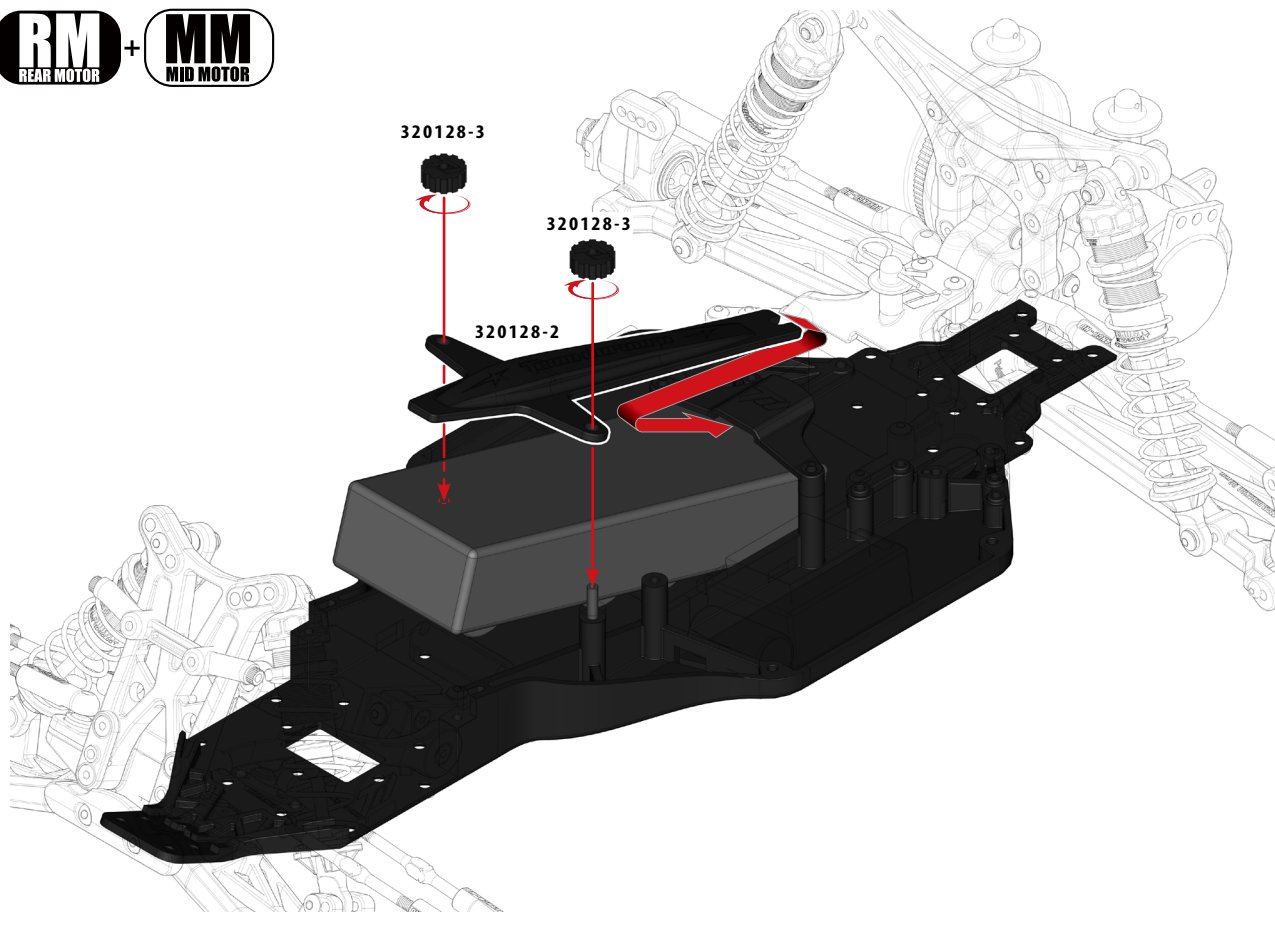
BAG

1:1

RM
REAR MOTOR

+

MM
MID MOTOR



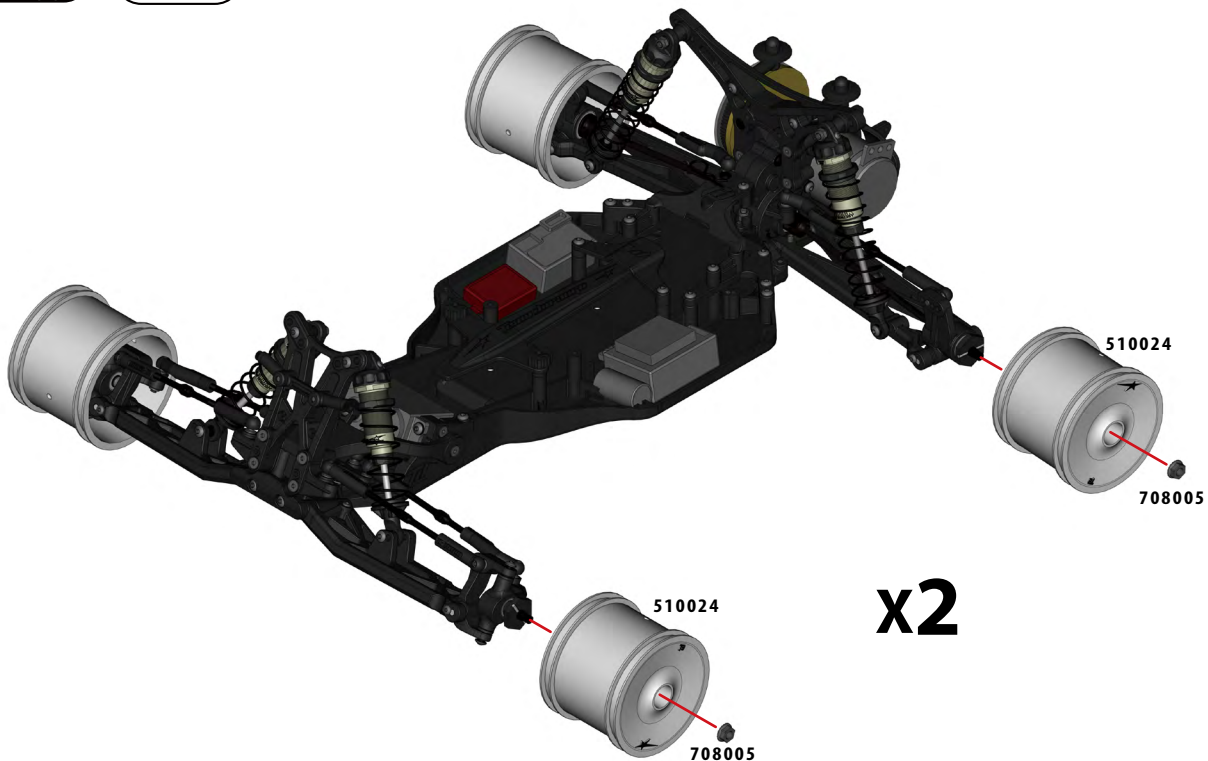
41

BAG


1:1



NUT M4 FLANGED
RIFFLED FLAT-
STYLE
708005x4



BAG



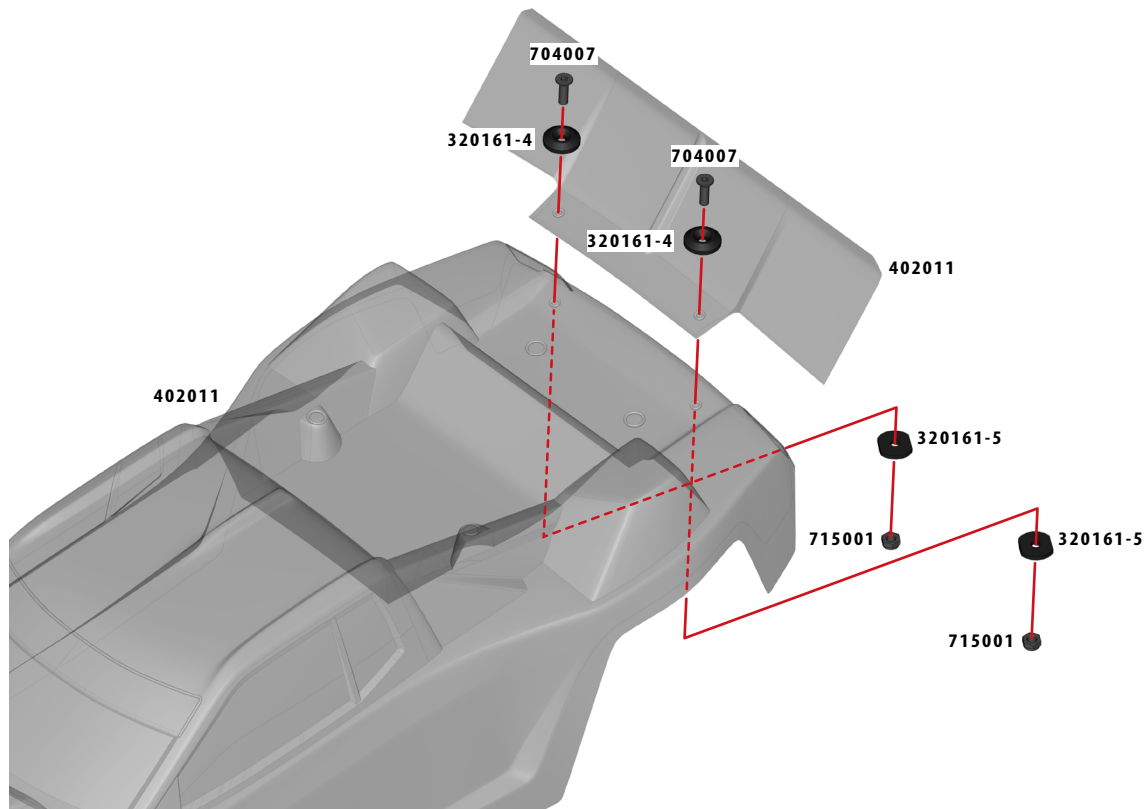
1:1



CS M3x10mm
704007x2



STOP NUT: M3 LOW
715001x2



43

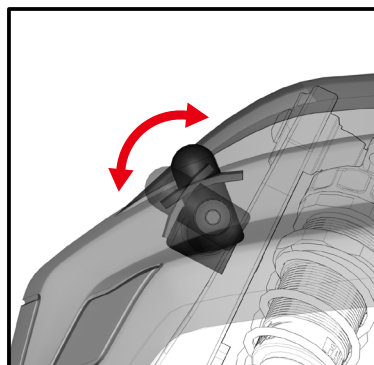
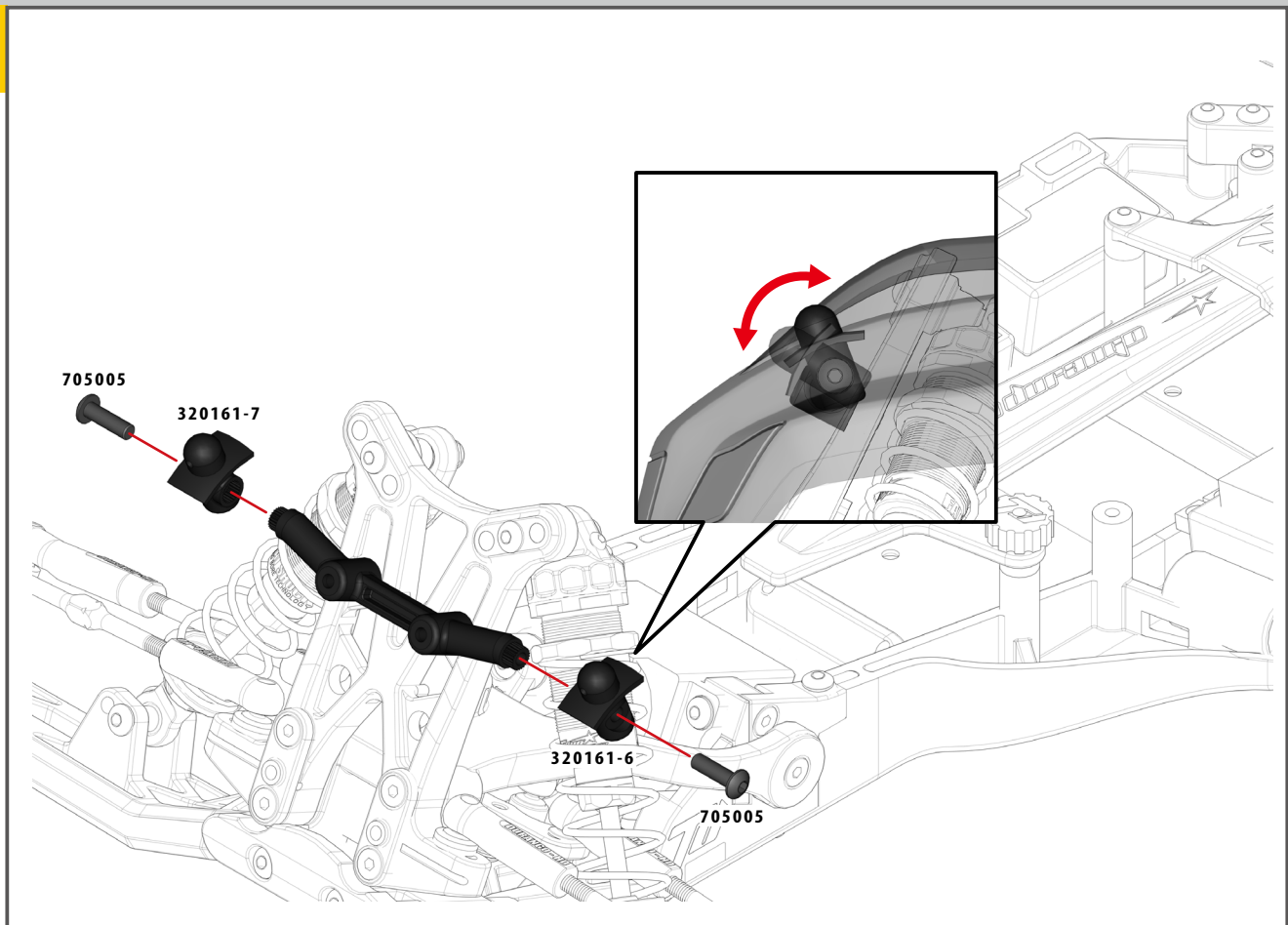
BAG



1:1



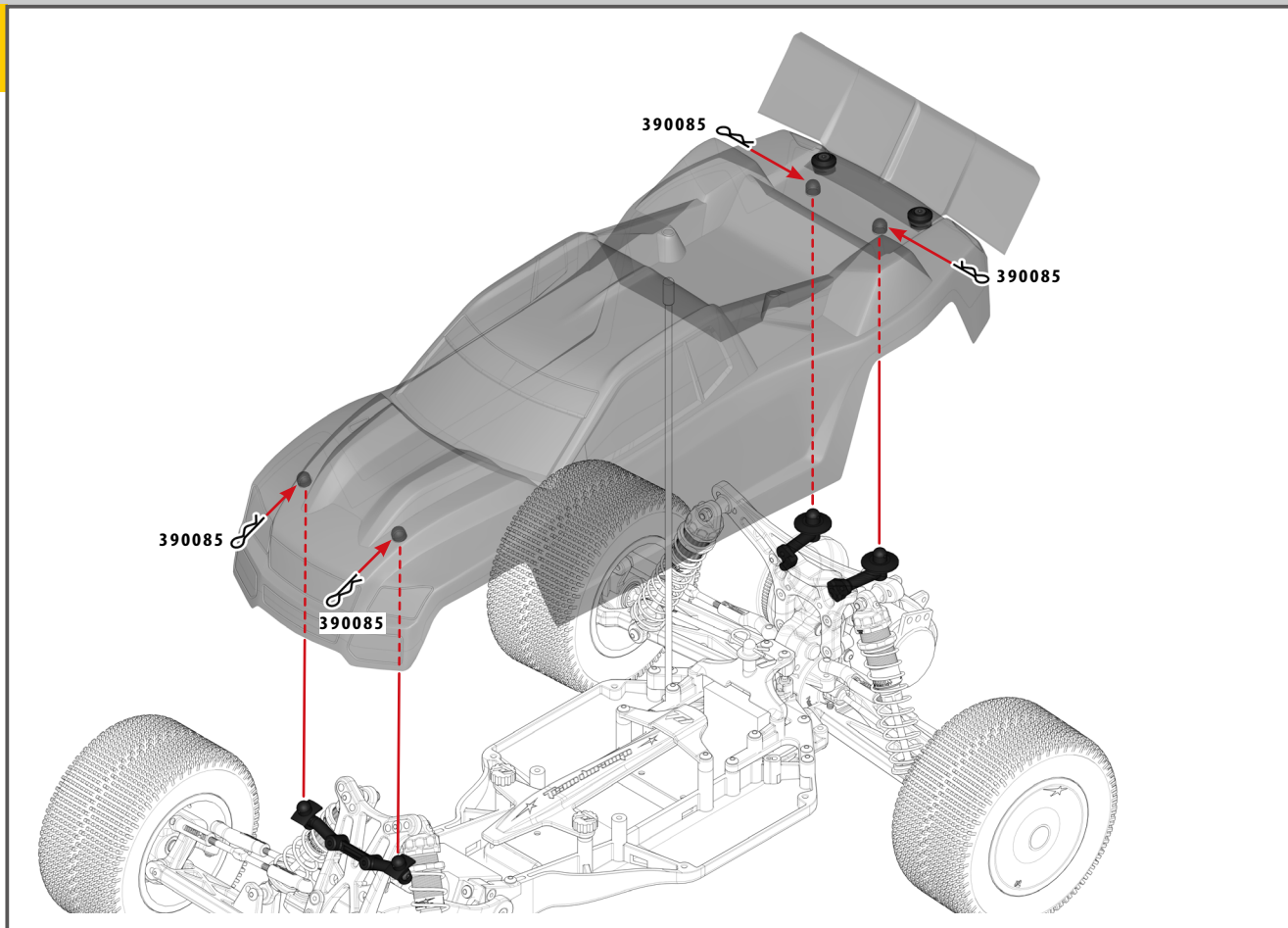
BH M3x10mm
705005x2



44

BAG

1:1



.53.

DEST210R

**Team
Durango**

SETUP BLATT FICHE DE RÉGLAGE V1.0E

NAME NOM DATE DATUM DATE

EVENT TRACK STRECKE PISTE

TRACK SIZE SURFACE TRACTION LEVEL ADHÉRENCE

STRECKENGRÖÖZE TAILLE DE LA PISTE STRASSENART TYPE DE SURFACE GRUUF

AIR TEMP °

UNTERSCHWELFE TEMPERATURE DE L'AIR

CONDITIONS

WETTER MÉTÉO / MÉTÉOROLOGIE

FRONT VORN AVANT

FRONT SHOCKS VORNE DÄMPFER AMORTISSEURS AVANTS

RIDE HEIGHT GARDE AU SOL mm

BODENREIHERHEIT

CAMBER ANGLE ° ANGLE DE CARROSSAGE

STURZ REBOUND

TOE IN/OUT mm ANGLE DE FINCHENT °

VORSPUR/IN/ACHSREIHER ANGLE DE FINCHENT

SWAY BAR mm BARRE ANTI-ROUILIS

STABILISATOR mm

SWAY BAR LINK mm

SPRINGS/REBOUND mm

LIBRE DE L'ARRÉE ANTI-ROUILIS

WISHBONE DROOP mm

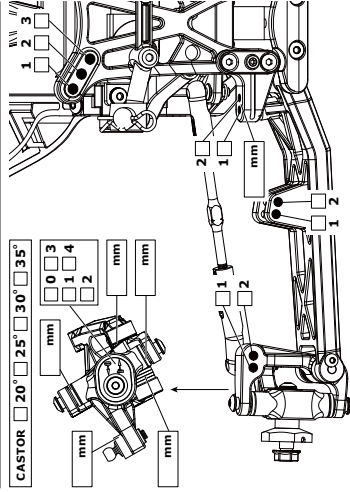
ANGELAGE/ACCISE mm

PROFONDEURS TENDUS ARRIÈRES

NOTES

NOTIZIEN

REMARKS



SPRINGS RESSORTS

FEDERN

REBOUND REBOUND

PRELOAD %

FEDERSPANNUNG REPRÉSENTANTE

OIL WT. mm

ÖL/SKOSSTÄT

PISTON mm

KOLBEN

LENGTH mm

LÄNGE

LONGUEUR

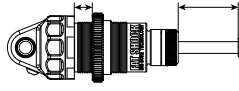
NOTES

NOTIZIEN

REMARKS

BIG BORE

SLIM BORE



REAR HINTEN ARRIÈRE

RIDE HEIGHT GARDE AU SOL mm

BODENREIHERHEIT

CAMBER ANGLE ° ANGLE DE CARROSSAGE

STURZ

SWAY BAR mm

STABILISATOR

SWAY BAR LINK mm

SPRINGS/REBOUND mm

LIBRE DE L'ARRÉE ANTI-ROUILIS

WISHBONE DROOP mm

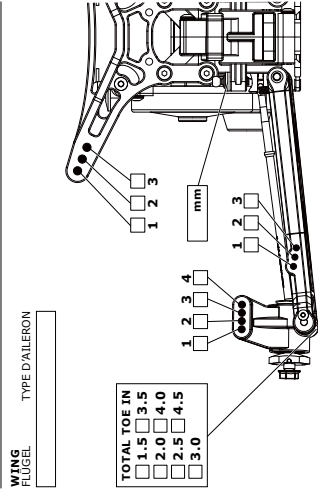
ANGELAGE/ACCISE mm

PROFONDEURS TENDUS ARRIÈRES

NOTES

NOTIZIEN

REMARKS



SPRINGS RESSORTS

FEDERN

REBOUND REBOUND

PRELOAD %

FEDERSPANNUNG REPRÉSENTANTE

OIL WT. mm

ÖL/SKOSSTÄT

PISTON mm

KOLBEN

LENGTH mm

LÄNGE

LONGUEUR

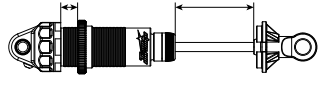
NOTES

NOTIZIEN

REMARKS

BIG BORE

SLIM BORE



MOTOR MOTEUR

SPUR GEAR COURONNE

HAUPTZAHNRAD

PISTON GEAR PIGNON

RITZEL

BATTERY ACCUMULATEUR

AKKU

ESC SETTINGS RÉGLAGE PROGRAMME

REGAGE DU VANATEUR

DIFF. TYPE TYPE DE DIFF.

DIFF.

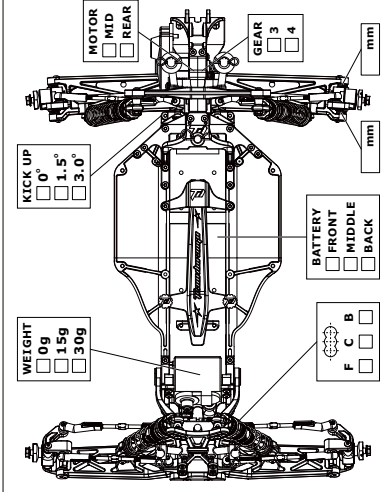
BALL

GEAR

DIFF. OIL HUILE DE DIFF.

DIFF.

CSST



TYRES REIFEN PNEUS

FRONT REAR

BRAND HERSTELLER MARQUE

TREAD PROFIL PROFIL

COMPOUND MISCHUNG DURÉTÉ

INSERT EINLAGEN ROUSSE

WHEEL FELGE JANTE

NOTES NOTIZIEN REMARQUES

RESULTS PLATZIERUNG RÉSULTAT

AVERAGE LAP MEILLEUR TEMPS AU TOUR

DAUERSCHEITSEITZEIT

BEST LAP

SCHNELLSTE LAUFE

QUALIFYING POSITION POSITION DE QUALIFICATION

WOMERGENS

FINAL POSITION POSITION FINALE

ENDPLATZIERUNG

RACE TIME

RENNZEIT

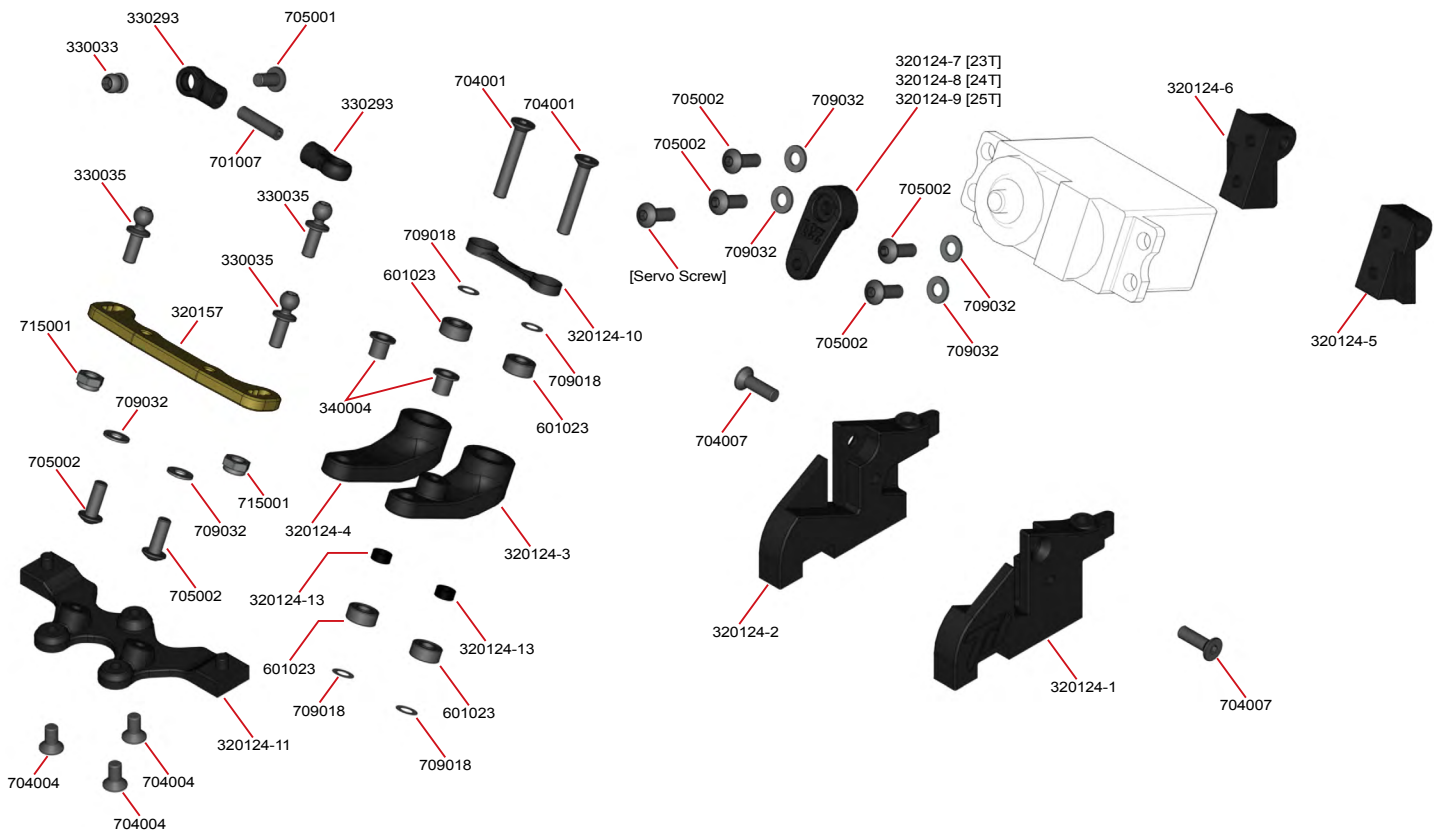
RENNZEIT





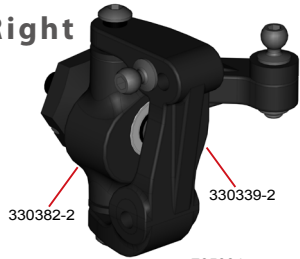
Exploded View

Steering



Front/Rear Hubs

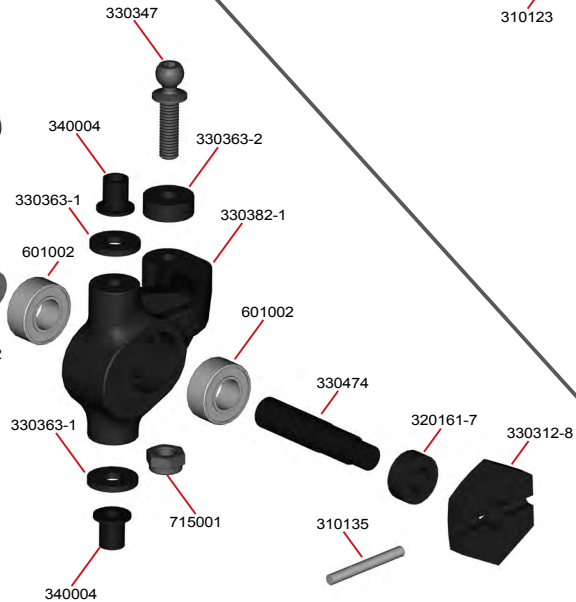
Right



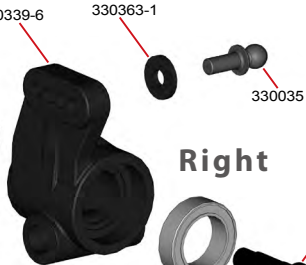
Front



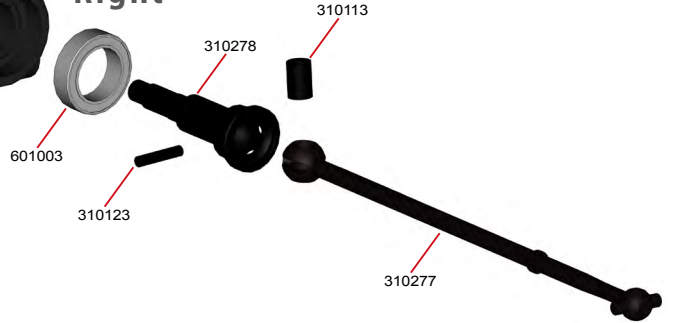
Left



Rear



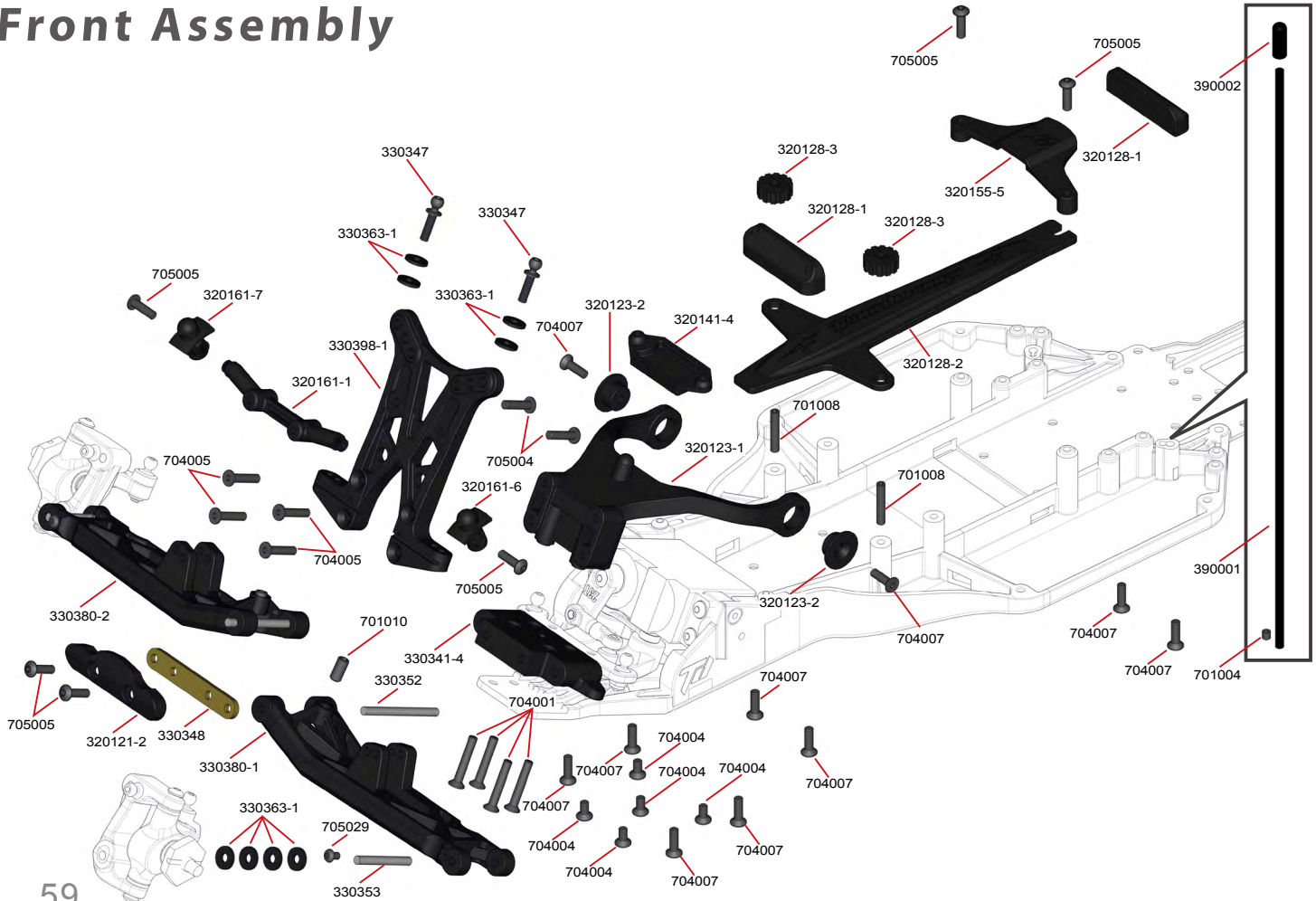
Right



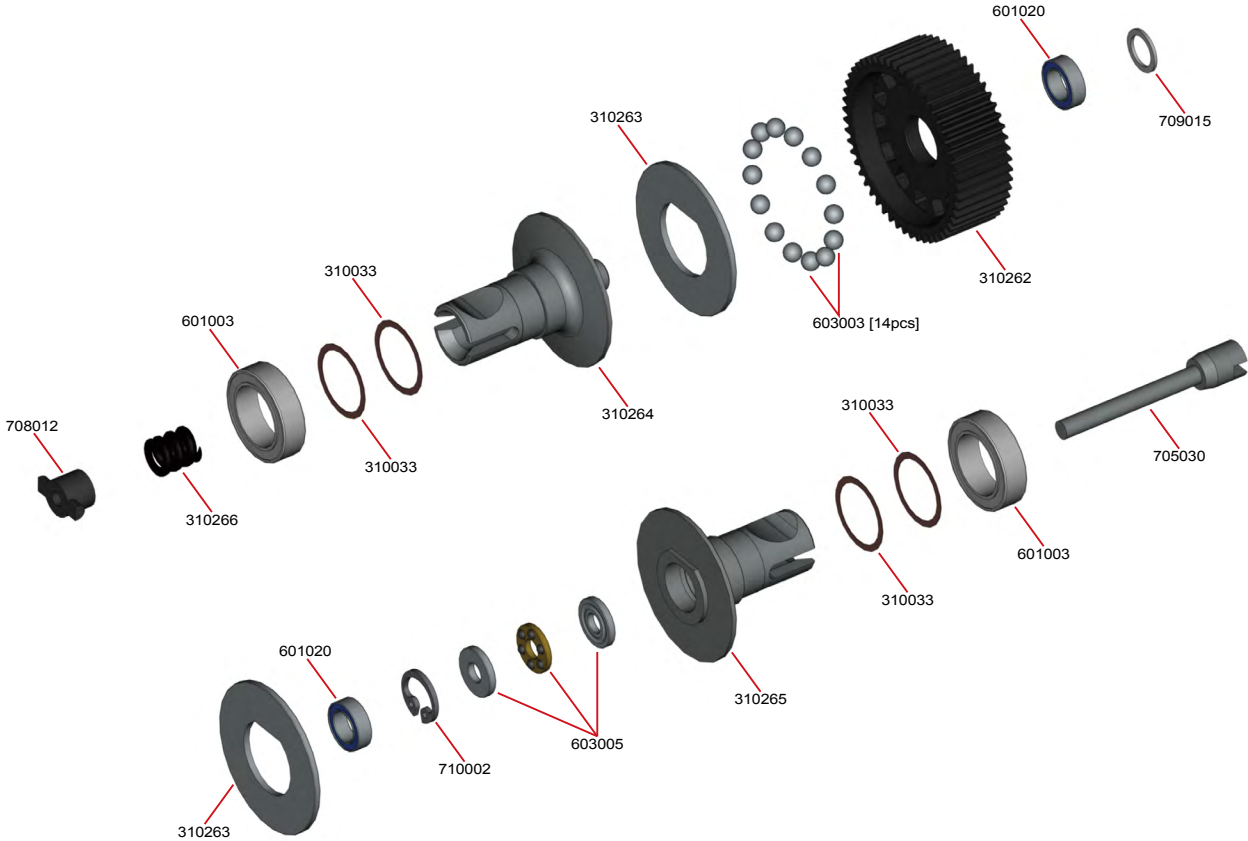
Left



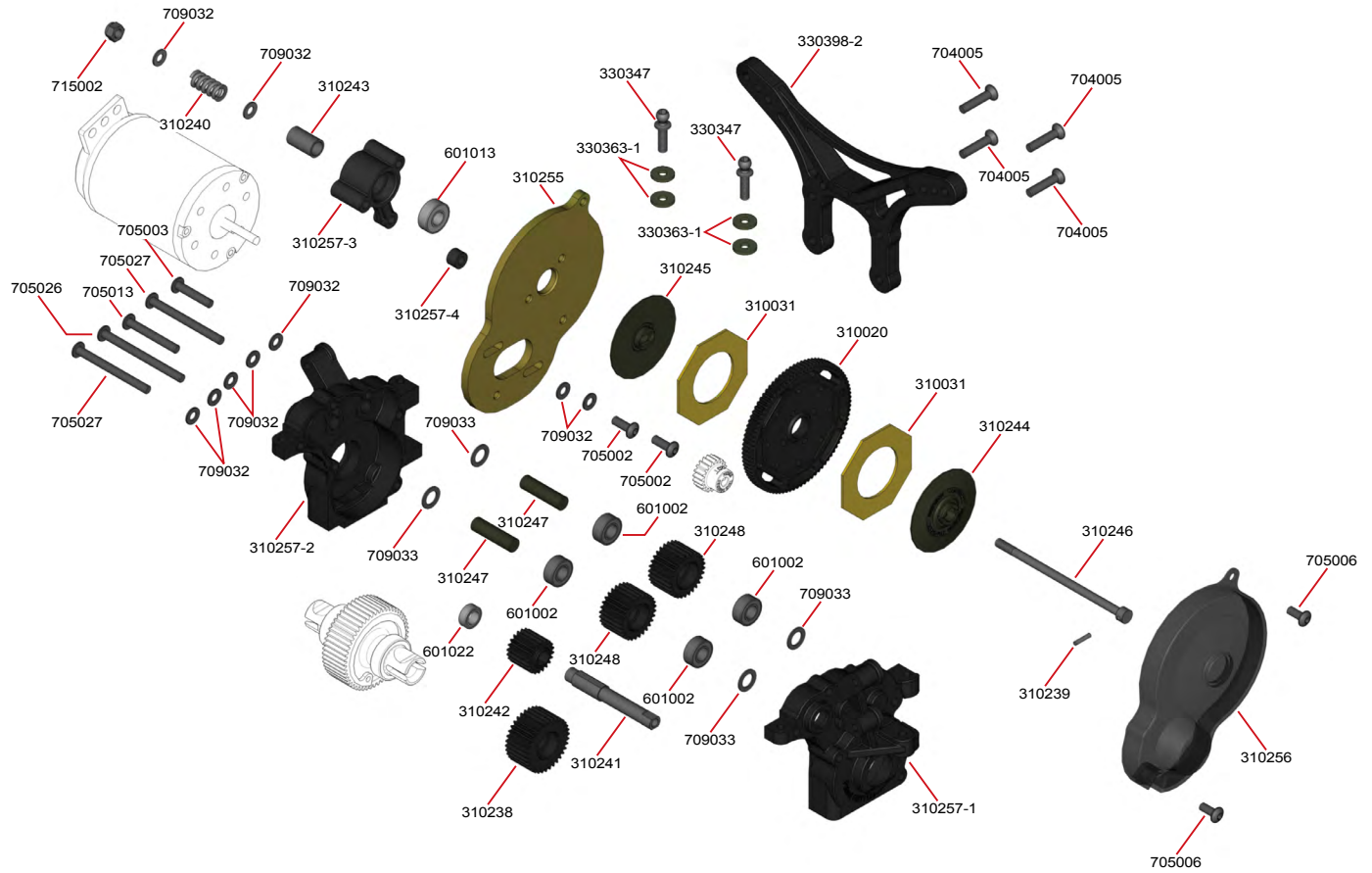
Front Assembly



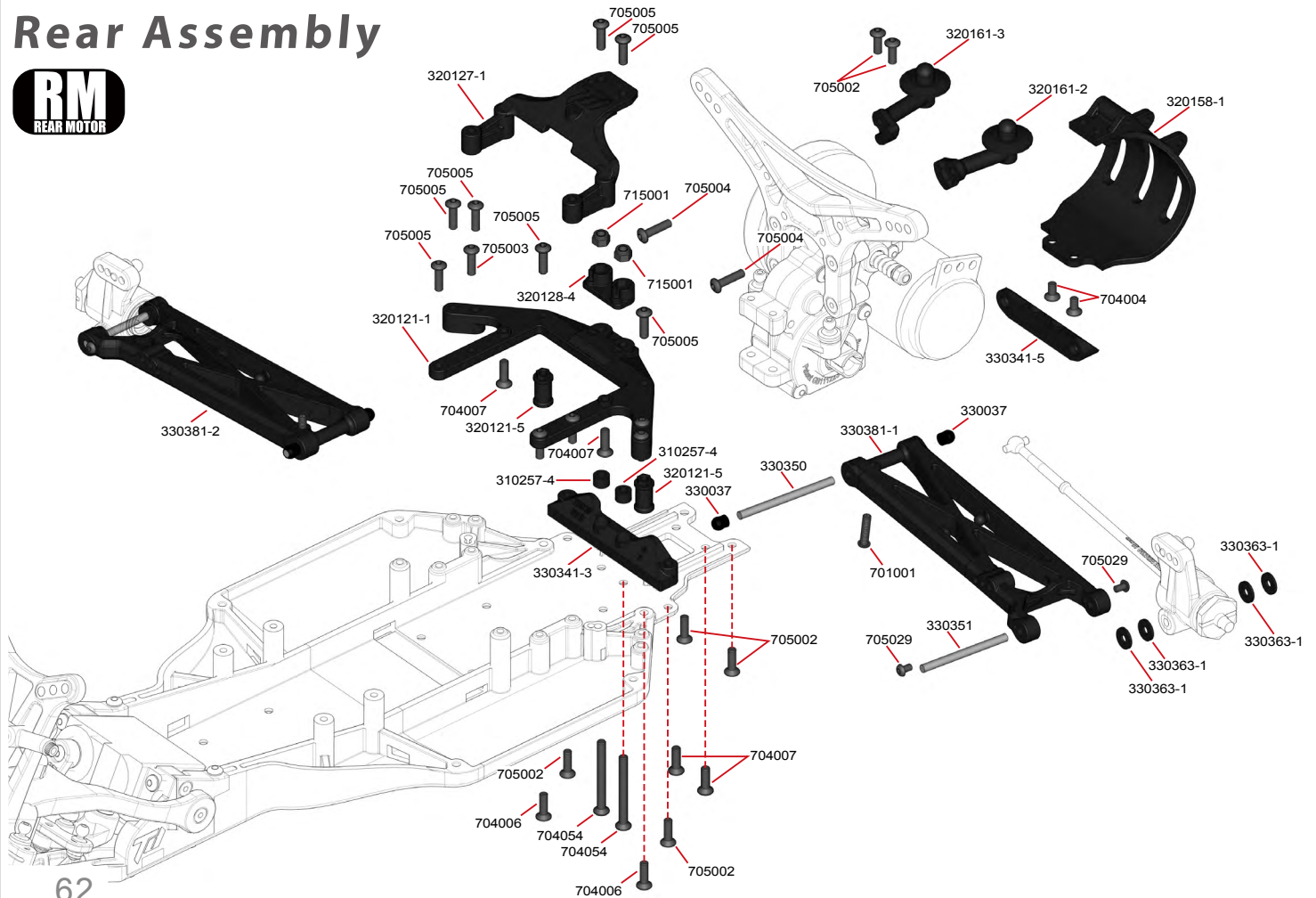
Ball Differential



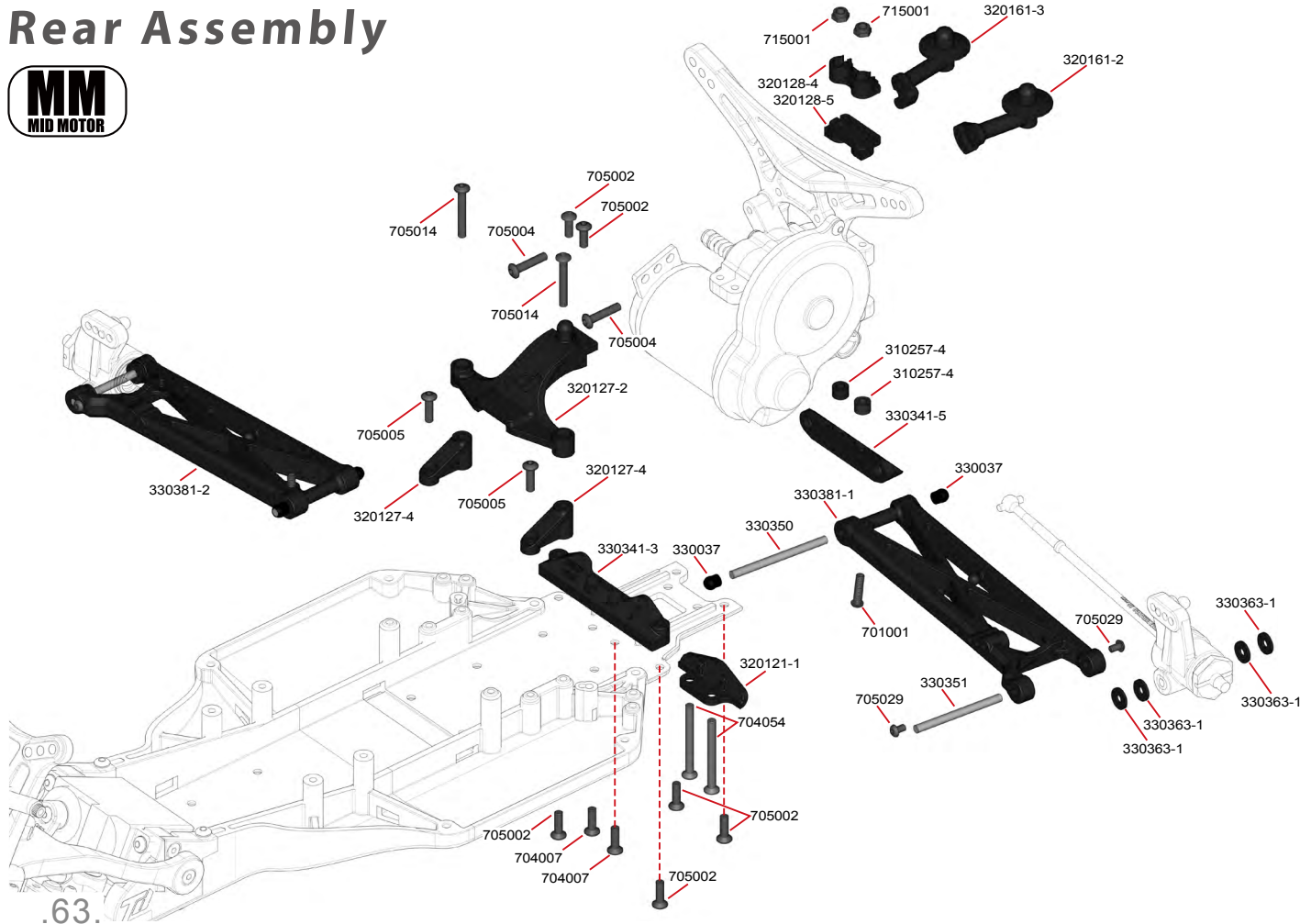
Gearbox



Rear Assembly

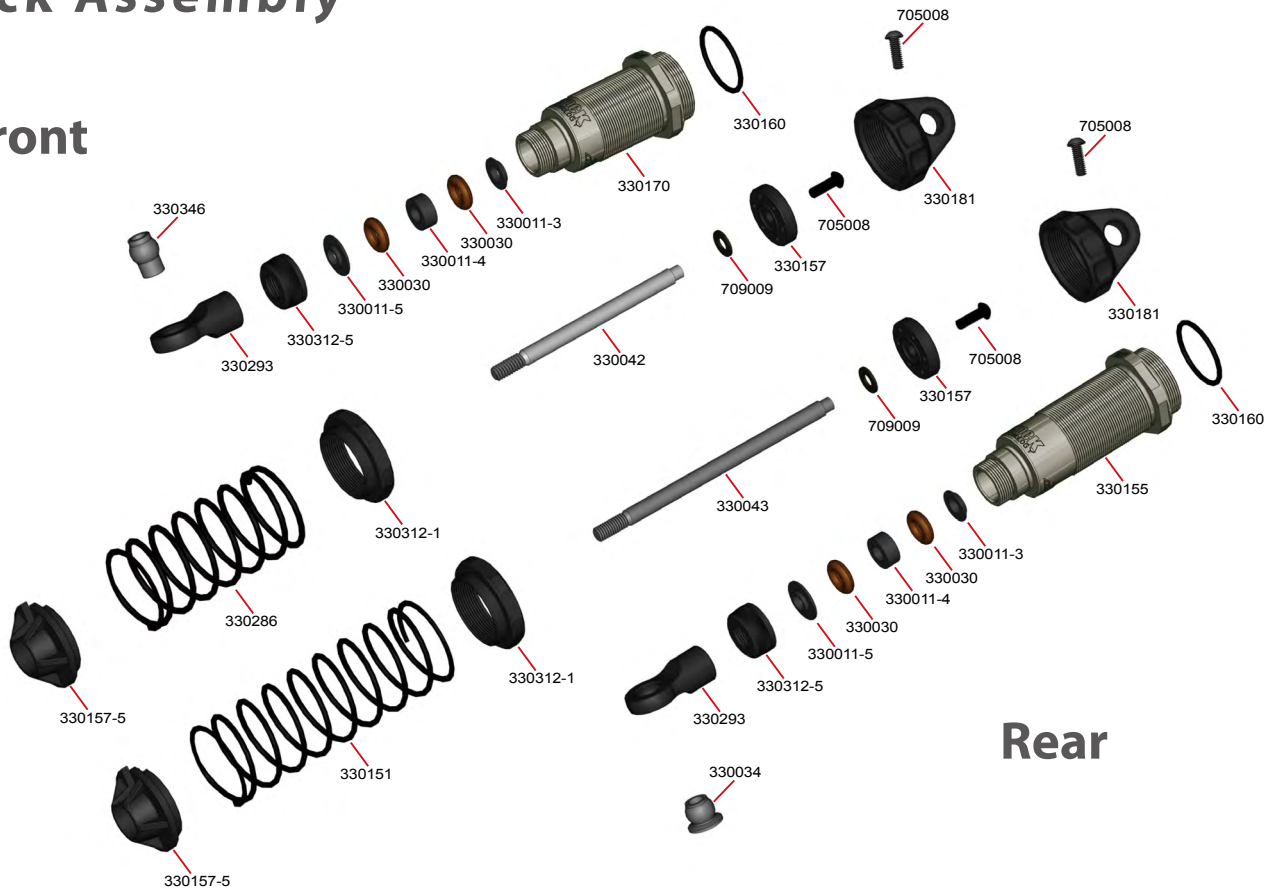


Rear Assembly



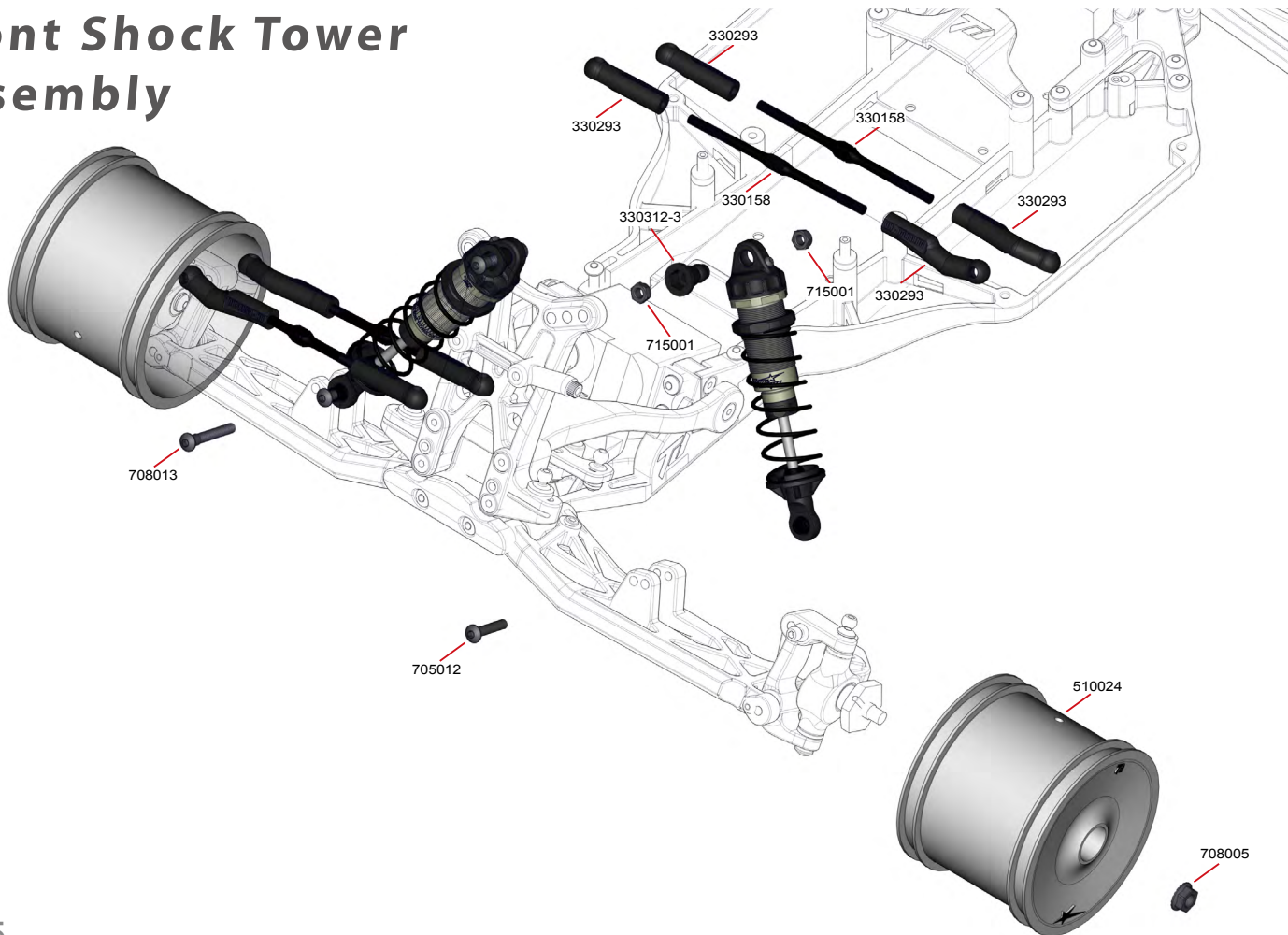
Shock Assembly

Front

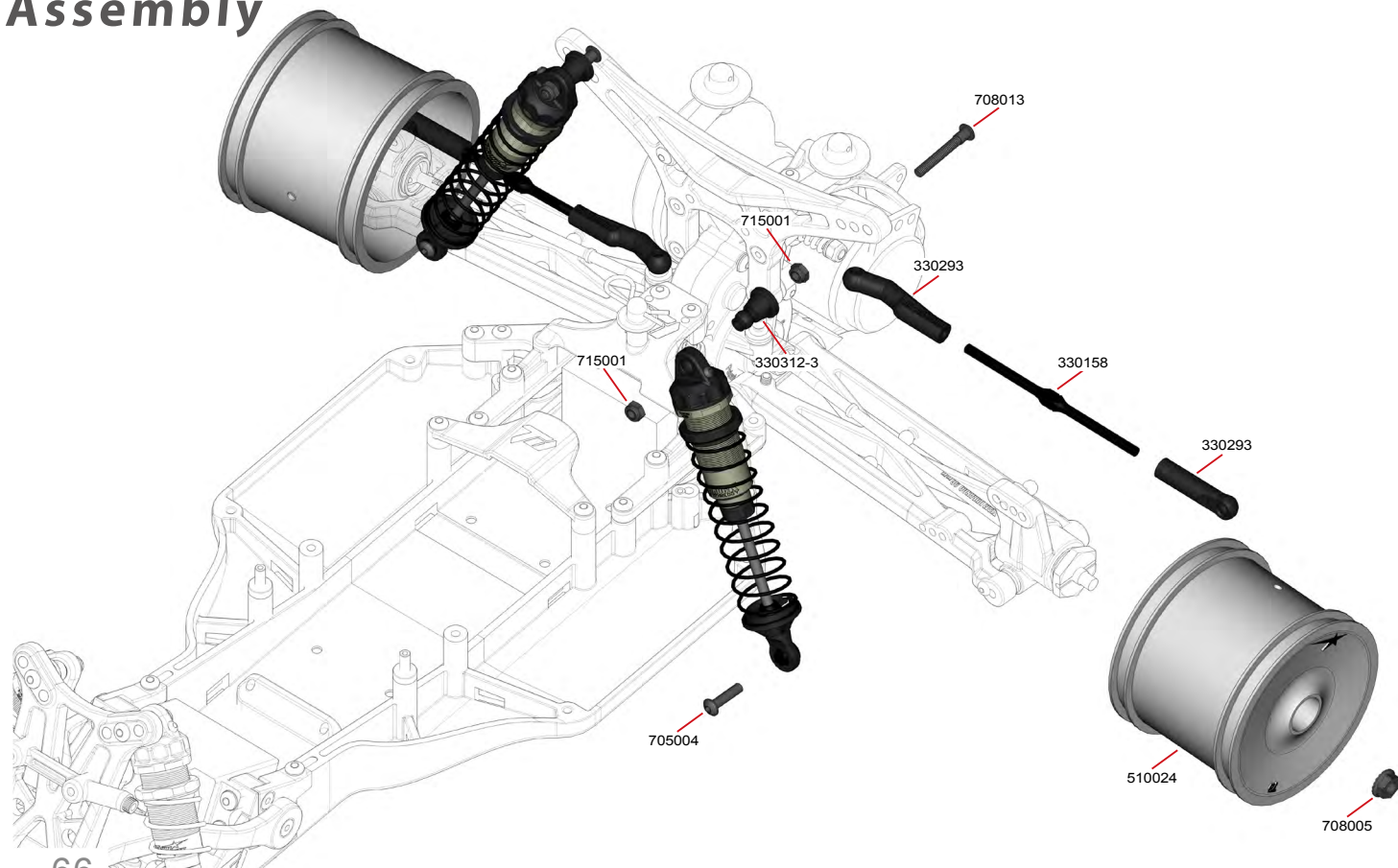


Rear

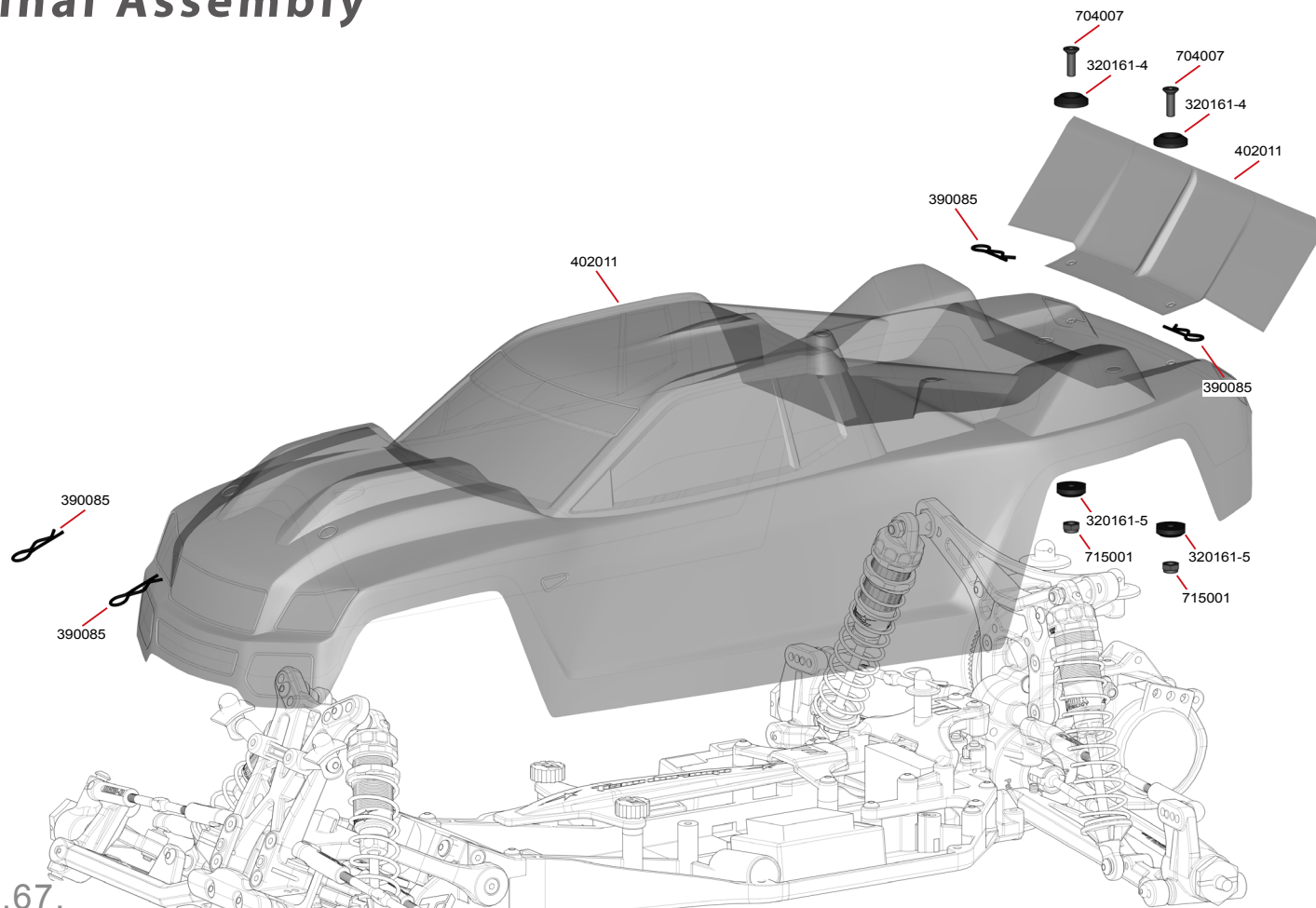
Front Shock Tower Assembly



Rear Shock Tower Assembly



Final Assembly



Parts List-Standard Parts

Parts#	Description
TD210033	LAYSHAFT SET
TD220005	BALL DIFF SET
TD230026	1/10 ELECTRIC BIG BORE SHOCK SET: 35mm STROKE
TD230025	1/10 ELECTRIC BIG BORE SHOCK SET: 29mm STROKE
TD310020	SPUR GEAR 87T (48DP)
TD310031	SLIPPER CLUTCH PAD (2pcs)
TD310033	SHIM 10x12x0.1mm (10pcs)
TD310113	DRIVESHAFT BUSHING (2.0mm)(DEX410R/2010 Spec) (2pcs)
TD310123	DRIVESHAFT PIN A-TYPE 2.0mm (10pcs)
TD310135	ROLL PIN 1.6x14mm (DEX410R/2010 Spec) (2 pcs)
TD310238	IDLER GEAR SET
TD310239	PIN 1.5x7mm (10pcs)
TD310240	SLIPPER CLUTCH SPRING
TD310243	LAYSHAFT SPACER (1pc)
TD310244	SLIPPER HUB SET (1pr)
TD310246	SLIPPER SHAFT
TD310247	IDLER GEAR PIN (2pcs)
TD310255	ALUMINIUM MOTOR PLATE
TD310256	GEAR COVER
TD310262	BALL DIFF MAIN GEAR
TD310263	BALL DIFF PLATES (2pcs)
TD310264	BALL DIFF OUTDRIVES (1pr)
TD310266	BALL DIFF SCREW, SPRING AND NUT
TD310257	GEARBOX SET
TD310277	DRIVE SHAFT 96mm (2pcs)
TD310278	REAR AXLE (2pcs)
TD320121	BUMPER & REAR TOP DECK SET
TD320123	FRONT TOP DECK
TD320124	STEERING AND SERVO HORN SET
TD320127	REAR CHASSIS BRACE SET
TD320128	BATTERY STRAP & ANTI-ROLL BAR MOUNT SET
TD320149	DIMEC CHASSIS DEST210
TD320155	BODY MOUNT SET
TD320157	ALUMINIUM STEERING PLATE

Parts#	Description
TD320161	DEST210 BODY MOUNT SET
TD320158	MOTOR GUARD
TD330011	SHOCK CARTRIDGE & PISTON SET (4pcs)
TD330027	SHOCK STOPPER: RUBBER (4pcs)
TD330030	SHOCK O-RING (8pcs)
TD330033	PIVOT BALL A-TYPE (4pcs)
TD330034	PIVOT BALL B-TYPE (4pcs)
TD330035	PIVOT BALL C-TYPE (4pcs)
TD330036	PIVOT BALL D-TYPE (4pcs)
TD330037	SUSPENSION ARM PIVOT-BALL (8PCS)
TD330042	SHOCK SHAFT : FRONT (44mm 2PCS)
TD330043	SHOCK SHAFT : REAR (52mm 2pcs)
TD330151	BIG BORE SHOCK SPRINGS:65mm LIGHT BLUE (32gf/mm) (2pcs)
TD330157	BIG BORE SHOCK PISTON SET (4 SHOCKS)
TD330158	TURNBUCKLE M3x63mm (2pcs)
TD330160	BIG BORE SHOCK CAP O-RING (8pcs)
TD330155	BIG BORE SHOCK BODY: 35mm STROKE
TD330170	BIG BORE SHOCK BODY: 29mm STROKE (1pc)
TD330181	BIG BORE SHOCK CAP (4pcs)
TD330286	BIG BORE SHOCK SPRINGS:45mm NIGHT BLUE(108gf/mm)(2pcs)
TD330293	HD BALL END SET (Black)
TD330312	PLASTIC SHOCK COLLARS,14mm HEXES & SHOCK STAND OFF SET
TD330339	STEERING KNUCKLE & HUB SET
TD330340	HUB & KNUCKLE INSERT SET
TD330341	FRONT BULKHEAD & RF SUSPENSION MOUNT SET
TD330346	SHOCK ROD END PIVOT BALL (LONG)
TD330347	PIVOT BALL C-TYPE 10mm (4pcs)
TD330348	ALUMINIUM FRONT HINGE PIN BRACE
TD330350	HINGE PIN: REAR SUSPENSION INNER (41mm 2pcs)
TD330351	HINGE PIN: REAR SUSPENSION OUTER (37mm 2pcs)
TD330352	HINGE PIN: FRONT SUSPENSION INNER (35mm 2pcs)
TD330353	HINGE PIN: FRONT SUSPENSION OUTER (25mm 2pcs)
TD330363	PLASTIC SPACER SET
TD330380	SUSPENSION ARMS FRONT: 1 pair LEFT & RIGHT
TD330381	SUSPENSION ARMS REAR: 1 pair LEFT & RIGHT
TD330382	STEERING KNUCKLE SET

Parts#	Description
TD330398	SHOCK TOWER SET
TD330474	FRONT AXLE (2pcs)
TD340004	STEERING KNUCKLE BUSHING (4pcs)
TD390001	ANTENNA TUBE & CAP (1pc)
TD390006	THREAD LOCK
TD390021	HEX-WRENCH SET (4pcs)
TD390005	GEAR GREASE
TD390028	TURNBUCKLE WRENCH 4&5mm
TD390026	SPRING RETAINER, BATTERY HOLDER DISTANCE BUSHING & SHIM SET
TD390042	SHOCK OIL 450cst (1pc)
TD390298	FOAM BATTERY SPACER (4pcs)
TD390085	BODY CLIP (LARGE) (10pcs)
TD402011	DEST210R CLEAR BODY SET (Includes DECALS & MASKS)
TD490022	DEST210 DECAL SHEET
TD510024	WHEEL RIM WHITE (2pcs)
TD601002	BALL BEARING : 4PCS (5x10x4mm)
TD601003	BALL BEARING : 4PCS (10x15x4mm)
TD601013	BALL BEARING: 4PCS (5x11x4mm)
TD601017	BALL BEARING : 2PCS (5x13x4mm)
TD601020	BALL BEARING : 2PCS (5x8x2.5mm)
TD601022	BALL BEARING : 4PCS (5x8x3mm)
TD601023	BALL BEARING : 4PCS (3x7x3mm)
TD603003	3mm DIFF BALLS (14pcs)
TD603005	CAGED THRUST RACE
TD701001	DROOP SCREW M3x13MM (10pcs)
TD701004	SETSCREW M3x3mm (10pcs)
TD701007	SETSCREW M3x12mm (10pcs)
TD701008	SETSCREW M3x16mm (10pcs)
TD701010	SETSCREW M4x8mm (10pcs)
TD704001	FLAT HEAD HEX CS SCREW M3x18mm (10pcs)
TD704004	FLAT HEAD HEX CS SCREW M3x6mm (10pcs)
TD704005	FLAT HEAD HEX CS SCREW M3x14mm (10pcs)
TD704006	FLAT HEAD HEX CS SCREW M3x8mm (10pcs)
TD704007	FLAT HEAD HEX CS SCREW M3x10mm (10pcs)
TD704054	FLAT HEAD HEX CS SCREW M3x30mm (10pcs)
TD705001	BUTTON HEAD HEX SCREW M3x6mm (10pcs)

Parts#	Description
TD705002	BUTTON HEAD HEX SCREW M3x8mm (10pcs)
TD705003	BUTTON HEAD HEX SCREW M3x15mm (10pcs)
TD705004	BUTTON HEAD HEX SCREW M3x12mm (10pcs)
TD705005	BUTTON HEAD HEX SCREW M3x10mm (10pcs)
TD705006	BUTTON HEAD HEX SCREW M3x5mm (10pcs)
TD705007	BUTTON HEAD HEX SCREW M3x4mm (10pcs)
TD705008	BUTTON HEAD HEX SCREW M2x5mm (10pcs)
TD705010	BUTTON HEAD HEX SCREW M3x25mm (10pcs)
TD705011	BUTTON HEAD HEX SCREW M3x14mm (10pcs)
TD705012	BUTTON HEAD HEX SCREW M3x18mm (10pcs)
TD705013	BUTTON HEAD HEX SCREW M3x22mm (10pcs)
TD705014	BUTTON HEAD HEX SCREW M3x20mm (10pcs)
TD705026	BUTTON HEAD HEX SCREW M3x36mm (10pcs)
TD705027	BUTTON HEAD HEX SCREW M3x32mm (10pcs)
TD705028	BUTTON HEAD HEX SCREW M3x30mm (10pcs)
TD705029	BUTTON HEAD HEX SCREW M2.5x4mm (10pcs)
TD708005	M4 SERRATED LOCK NUT FOR WHEELS (DEX410R/2010 Spec) (10pcs)
TD708013	SHOCK MOUNT SCREW M3 x24mm (4pcs)
TD709003	CASTER BLOCK SPACER 3x8x1.00mm (4pcs)
TD709009	SHOCK PISTON WASHER: CHROME 2.5mmID (10pcs)
TD709015	DISTANCE SHIM 5x7x0.2 (10pcs)
TD709018	DISTANCE SHIM: STEERING PLATE 3.0x5.0x0.1mm (10pcs)
TD709032	STEEL SHIM 6x3x0.5mm (20pcs)
TD709033	SHIM 5x8x0.5mm (10pcs)
TD710002	CIRCLIP 8x0.8mm (4pcs)
TD715001	LOCK NUT M3: LOW PROFILE (10pcs)
TD715002	LOCKNUT M3: STANDARD (10PCS)

Parts List-Option Parts

Parts#	Description
TD210034	GEAR DIFF SET
TD230027	BIG BORE SPRING SET: 45mm LENGTH (8 Pairs)
TD230028	BIG BORE SPRING SET: 65mm LENGTH (8 Pairs)
TD230029	BIG BORE SPRING SET: HARD 45mm LENGTH (8 Pairs)
TD310001	DIFF. GEAR 14T (2pcs)
TD310002	GEARED DIFF. AXLE (2pcs)
TD310003	DIFF. GEAR 9T (4pcs)
TD310137	WHEEL HEX (2pcs)
TD310249	GEAR DIFF MAIN GEAR SET
TD310251	GEAR DIFF MAIN SEAL (4pcs)
TD310252	GEAR DIFF OUTDRIVES (2pcs)
TD310258	DRIVESHAFT BOOT OUTDRIVE (2pcs)
TD310259	DRIVESHAFT BOOT WHEEL AXLE (2pcs)
TD310272	VENTED SLIPPER PLATE SET
TD310272	VENTED SLIPPER PLATE SET
TD310276	HEATSINK MOTOR PLATE
TD310310	MACHINED SPUR GEAR 75T (48DP)
TD310311	MACHINED SPUR GEAR 78T (48DP)
TD310312	MACHINED SPUR GEAR 81T (48DP)
TD310313	MACHINED SPUR GEAR 84T (48DP)
TD310314	MACHINED SPUR GEAR 87T (48DP)
TD310315	15T 48DP PINION - STEEL
TD310316	16T 48DP PINION - STEEL
TD310317	17T 48DP PINION - STEEL
TD310318	18T 48DP PINION - STEEL
TD310319	19T 48DP PINION - STEEL
TD310320	20T 48DP PINION - STEEL
TD310321	21T 48DP PINION - STEEL
TD310322	22T 48DP PINION - STEEL
TD310323	23T 48DP PINION - STEEL
TD310324	24T 48DP PINION - STEEL
TD310325	25T 48DP PINION - STEEL
TD310326	26T 48DP PINION - STEEL
TD310327	27T 48DP PINION - STEEL
TD310328	28T 48DP PINION - STEEL
TD310329	29T 48DP PINION - STEEL

Parts#	Description
TD310330	30T 48DP PINION - STEEL
TD310338	15T 48DP PINION - ALUMINIUM
TD310339	16T 48DP PINION - ALUMINIUM
TD310340	17T 48DP PINION - ALUMINIUM
TD310341	18T 48DP PINION - ALUMINIUM
TD310342	19T 48DP PINION - ALUMINIUM
TD310343	20T 48DP PINION - ALUMINIUM
TD310344	21T 48DP PINION - ALUMINIUM
TD310345	22T 48DP PINION - ALUMINIUM
TD310346	23T 48DP PINION - ALUMINIUM
TD310347	24T 48DP PINION - ALUMINIUM
TD310348	25T 48DP PINION - ALUMINIUM
TD310349	26T 48DP PINION - ALUMINIUM
TD310350	27T 48DP PINION - ALUMINIUM
TD310351	28T 48DP PINION - ALUMINIUM
TD310352	29T 48DP PINION - ALUMINIUM
TD310353	30T 48DP PINION - ALUMINIUM
TD320130	NOSE WEIGHT 30g
TD320131	NOSE WEIGHT 15g
TD330017	SHOCK BOOT: REAR (2pcs)
TD330018	SHOCK BOOT: FRONT (2pcs)
TD330023	SHOCK SEAL CAP ALUMINIUM (1pc)
TD330032	SHOCK MOUNT REAR (2pcs)
TD330136	BIG BORE SHOCK SPRINGS: 45mm BLACK (49gf/mm)(2pcs)
TD330137	BIG BORE SHOCK SPRINGS: 45mm DARK BLUE (62gf/mm)(2pcs)
TD330138	BIG BORE SHOCK SPRINGS: 45mm DARK GREEN (58gf/mm)(2pcs)
TD330139	BIG BORE SHOCK SPRINGS: 45mm LIGHT GREEN (41gf/mm)(2pcs)
TD330140	BIG BORE SHOCK SPRINGS: 45mm GREY (32gf/mm)(2pcs)
TD330141	BIG BORE SHOCK SPRINGS: 45mm LIGHT BLUE (44gf/mm)(2pcs)
TD330142	BIG BORE SHOCK SPRINGS: 45mm LIGHT GREEN (41gf/mm)(2pcs)
TD330143	BIG BORE SHOCK SPRINGS: 45mm LIGHT RED (47gf/mm)(2pcs)
TD330146	BIG BORE SHOCK SPRINGS: 65mm BLACK (38gf/mm)(2pcs)
TD330147	BIG BORE SHOCK SPRINGS: 65mm DARK BLUE(43gf/mm)(2pcs)
TD330148	BIG BORE SHOCK SPRINGS: 65mm DARK GREEN (39gf/mm)(2pcs)
TD330149	BIG BORE SHOCK SPRINGS: 65mm DARK RED (48gf/mm)(2pcs)
TD330150	BIG BORE SHOCK SPRINGS: 65mm GREY (28gf/mm)(2pcs)
TD330152	BIG BORE SHOCK SPRINGS: 65mm LIGHT GREEN (29gf/mm)(2pcs)
TD330153	BIG BORE SHOCK SPRINGS: 65mm LIGHT RED (35gf/mm)(2pcs)

Parts#	Description
TD330161	BIG BORE SHOCK PRELOAD NUT ALUMINIUM (2pcs)
TD330162	BIG BORE SHOCK PRELOAD NUT O-RING (4pcs)
TD330178	BIG BORE TAPER PISTONS (4 x 1.0mm HOLES) (4pcs)
TD330179	BIG BORE TAPER PISTONS (5 x 1.0mm HOLES) (4pcs)
TD330180	BIG BORE TAPER PISTONS (6 x 1.0mm HOLES) (4pcs)
TD330279	BIG BORE SHOCK SPRINGS: 45mm YELLOW (72gf/mm)
TD330280	BIG BORE SHOCK SPRINGS: 45mm PURPLE (78gf/mm)(2pcs)
TD330281	BIG BORE SHOCK SPRINGS: 45mm LIGHT BROWN (86gf/mm)
TD330282	BIG BORE SHOCK SPRINGS: 45mm OLIVE GREEN (85gf/mm)(2pcs)
TD330283	BIG BORE SHOCK SPRINGS: 45mm ORANGE (91gf/mm)(2pcs)
TD330284	BIG BORE SHOCK SPRINGS: 45mm BORDEAUX (99gf/mm)(2pcs)
TD330285	BIG BORE SHOCK SPRINGS: 45mm DARK BROWN (104gf/mm)(2pcs)
TD330377	ALUMINIUM REAR HUB CARRIERS (1 pair)
TD330394	BIG BORE DUAL TAPER PISTONS (4 x 1.0mm HOLES) (4pcs)
TD330395	BIG BORE DUAL TAPER PISTONS (5 x 1.0mm HOLES) (4pcs)
TD330396	BIG BORE DUAL TAPER PISTONS (6 x 1.0mm HOLES) (4pcs)
TD390004	DIFF OIL 2000cst (1pc)
TD390023	SHOCK OIL 250cst (1pc)
TD390029	DIFF OIL 1000cst (1pc)
TD390030	DIFF OIL 3000cst (1pc)
TD390031	DIFF OIL 5000cst (1pc)
TD390032	DIFF OIL 7000cst (1pc)
TD390033	DIFF OIL 10000cst (1pc)
TD390034	DIFF OIL 12500cst (1pc)
TD390035	DIFF OIL 15000cst (1pc)
TD390036	DIFF OIL 17500cst (1pc)
TD390037	DIFF OIL 20000cst (1pc)
TD390038	SHOCK OIL 200cst (1pc)
TD390039	SHOCK OIL 300cst (1pc)
TD390040	SHOCK OIL 350cst (1pc)
TD390041	SHOCK OIL 400cst (1pc)
TD390042	SHOCK OIL 450cst (1pc)
TD390043	SHOCK OIL 500cst (1pc)
TD390044	SHOCK OIL 550cst (1pc)
TD390045	SHOCK OIL 600cst (1pc)
TD390046	SHOCK OIL 650cst (1pc)
TD390047	SHOCK OIL 700cst (1pc)
TD390053	TEAM DURANGO DIFF OIL SET (10pcs)

Parts#	Description
TD390054	TEAM DURANGO SHOCK OIL SET (11pcs)
TD390091	Shock Oil 225cst (12pcs)
TD390092	Shock Oil 275cst (12pcs)
TD390093	Shock Oil 325cst (12pcs)
TD390094	Shock Oil 375cst (12pcs)
TD390095	Shock Oil 425cst (12pcs)
TD390096	Shock Oil 475cst (12pcs)
TD390097	Shock Oil 525cst (12pcs)
TD390098	Shock Oil 575cst (12pcs)
TD390099	Shock Oil 625cst (12pcs)
TD390100	Shock Oil 675cst (12pcs)
TD704008	FLAT HEAD HEX CS SCREW M2x10mm (10pcs)
TD709004	CASTER BLOCK SPACER 3x8x2.00mm (4pcs)
TD709005	ALUMINIUM SPACER 8x3x3mm (10pcs)
TD709007	SERVO WASHER ALUMINIUM 6x3x0.5mm
TD710001	E-CLIPS FOR DIFF 4mm ID (10pcs)
TD711001	X-RING FOR DIFF 8.8mmDia (10pcs)

Notes







ARRMA Durango Ltd

ARRMA Durango Ltd is registered in Derbyshire, England, UK

Internet:

www.team-durango.com
support@team-durango.com

The contents of this owner's manual and all associated material are copyright © ARRMA Durango Ltd. No part of this owner's manual or associated material may be reproduced or distributed in any medium or media without the express, written permission of ARRMA Durango Ltd.

ARRMA Durango Ltd

ARRMA Durango Ltd 登記住所 : Derbyshire, England, UK

ウェブサイト:

www.team-durango.com
support@team-durango.com

本書の内容は著作権法により保護されています。

本書の内容の一部または全部をARRMA Durango Ltdによる

書面の許可無しに無断転載する事を禁止します。

ARRMA Durango Ltd

ARRMA Durango Ltd is in Derbyshire, England, Großbritannien registriert

Internet:

www.team-durango.com
support@team-durango.com

Der Inhalt dieser Bauanleitung und alles dazugehörige Material unterstehen dem Copyright ARRMA Durango Ltd. Kein Teil dieser Bauanleitung, oder dazugehöriges Material darf weder kopiert, oder in jegliches Medium vertrieben werden, ohne die schriftliche Zustimmung von ARRMA Durango Ltd.

ARRMA Durango 連絡情報

ARRMA Durango的联络地址 : Derbyshire, England, UK

网络信息:

www.team-durango.com
support@team-durango.com

本说明书与其相关信息内容，其所有权由ARRMA Durango 所有。未经ARRMA Durango许可，禁止以任何形式转载



